

LABOUR FORCE

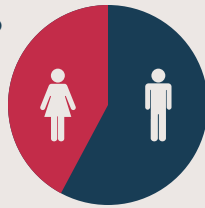
September 2025

THE LABOUR FORCE IS ALL PERSONS AGED 14 AND OVER WHO ARE EITHER WORKING OR AVAILABLE FOR WORK.

58.1%

of persons 14 years and older are a part of the labour force

42.2%
Females



57.8%
Males

41.9% not in Labour Force

34.5% Males

65.5% Females

50% of females due to personal and/or family responsibilities.

15% of males due to disability/injury.

78% rely on parent/spouse/child financially

59% never worked before.

Highest level of education for employed persons



12%
None



35%
Primary

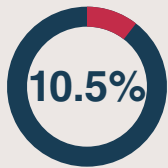


27%
Secondary



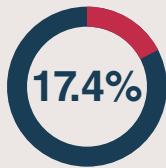
25%
Tertiary

Employment by Economic Sector



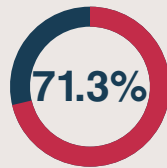
Primary

(e.g. Agriculture, Fishing, Forestry)



Secondary

(e.g. Manufacturing, Mining, Construction)



Services

(e.g. Tourism, Transportation, Government Services)

Average Monthly Income by Education

	Male	Female
None	1,268	989
Primary	1,481	1,059
Secondary	1,673	1,372
Tertiary	2,073	2,032
TOTAL	1,606	1,472

\$1,551

28.3%

of employed persons are self-employed.

35.9%

of employed persons work in the informal sector.

14.1%

of employed persons were born abroad.

1.4%

of employed persons are underemployed (*working less than 35 hours in the reference week, wanting to work and available to start work within the next 2 weeks*).

1.9%

National Unemployment Rate

38.0%

of unemployed persons have been without work for 12 or more months

Unemployment Rates by Sex (Percent) September 2025

Males



Females



Unemployment Rates by Age Group (Percent) September 2025

Unemployment Rates by Highest Level of Education Completed (Percent) September 2025

