

LABOUR FORCE

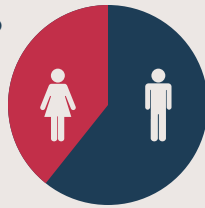
September 2023

THE LABOUR FORCE IS ALL PERSONS AGED 14 AND OVER WHO ARE EITHER WORKING OR AVAILABLE FOR WORK.

57.7%

of persons 14 years and older are a part of the labour force

39.3%
Females



60.7%
Males

42.3% not in Labour Force

33.1% Males

66.9% Females

51% of females due to personal and/or family responsibilities.

36% of males due to schooling and/or training.

79% rely on parent/spouse/child financially

58% never worked before.

Highest level of education for employed persons



12%
None



38%
Primary

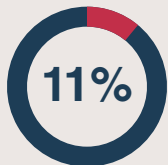


26%
Secondary



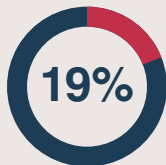
23%
Tertiary

Employment by Economic Sector



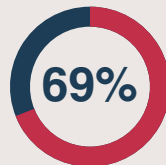
Primary

(e.g. Agriculture, Fishing, Forestry)



Secondary

(e.g. Manufacturing, Mining, Construction)



Services

(e.g. Tourism, Transportation, Government Services)

Median Monthly Income by Education

Education Level	Male	Female
None	1,020	660
Primary	1,260	780
Secondary	1,260	1,260
Tertiary	1,980	1,740
TOTAL	1,260	1,140

\$1,260

26.8%

of employed persons are self-employed.

37.0%

of employed persons work in the informal sector.

13.9%

of employed persons were born abroad.

4.5%

of employed persons are underemployed (*working less than 35 hours in the reference week, wanting to work and available to start work within the next 2 weeks*).

4.0%

National Unemployment Rate

30.3%

of unemployed persons have been without work for 12 or more months

Unemployment Rates by Sex (Percent) September 2023

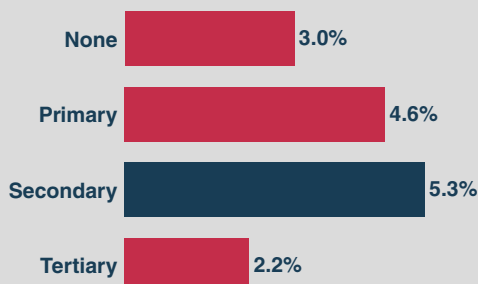
Males



Females



Unemployment Rates by Highest Level of Education Completed (Percent) September 2023



Unemployment Rates by Age Group (Percent) September 2023

