

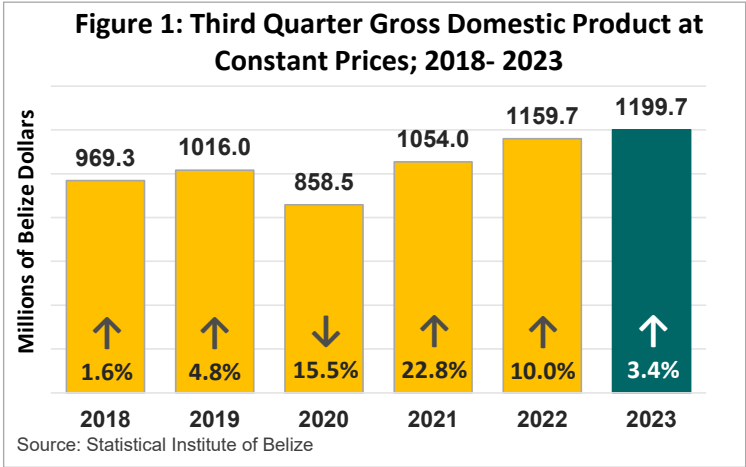


ECONOMY GREW 3.4% IN THE THIRD QUARTER 2023
DRIVEN BY GROWTH IN TERTIARY SECTOR

THIRD QUARTER 2023:

The Statistical Institute of Belize’s preliminary Gross Domestic Product estimates for the third quarter months of July to September 2023 indicated that the value of goods and services produced within the country during this period totaled \$1.2 billion. This was an increase of 3.4 percent or \$40 million from the \$1.16 billion produced during the third quarter of 2022 (see Figure 1).

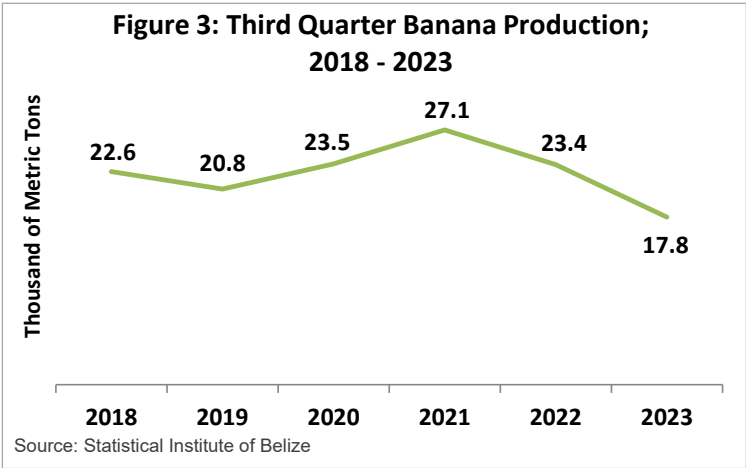
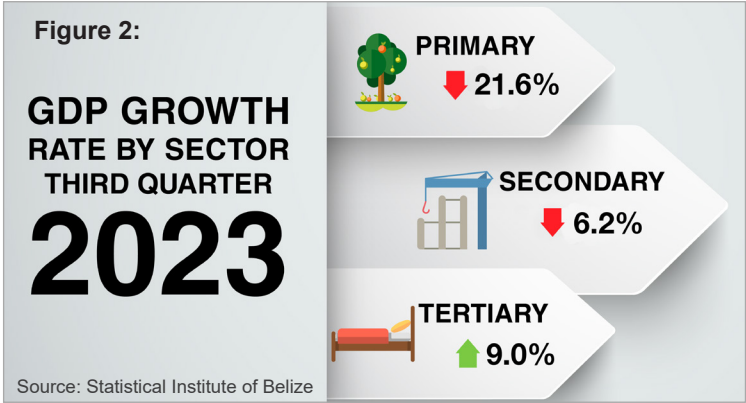
Economic growth was driven almost entirely by strong performances within tertiary sector industries, with the most significant increases being seen in ‘Wholesale and Retail Trade’, ‘Government Services’, ‘Hotels and Restaurants’, ‘Transport’, and ‘Administrative and Support Services’. There was also a notable increase in ‘Construction’ within the secondary sector. Conversely, activities in the primary sector declined due to adverse weather conditions coupled with the fact that there was no production recorded for the sugarcane and citrus industries, as the normal harvesting season did not fall within the quarter. This fall in primary sector outputs continued to negatively impact ‘Manufacturing’ industries, resulting in an overall decrease within the secondary sector. ‘Taxes on Products’ were up by 2.3 percent for the period, from \$181.4 million in the third quarter of 2022 to \$185.6 million in the third quarter of 2023.



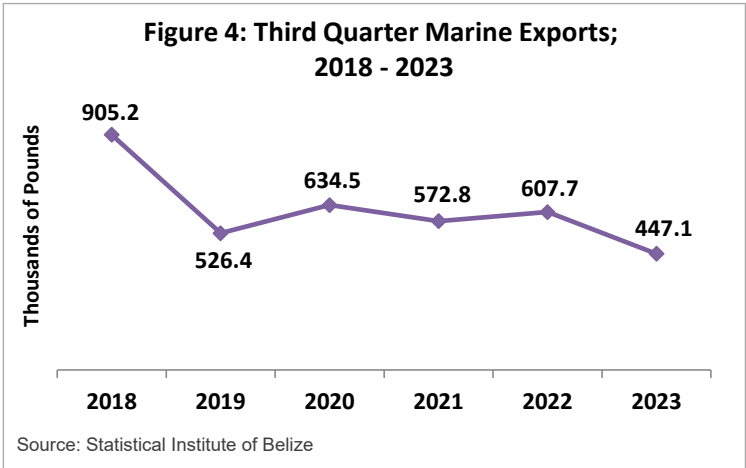
PRIMARY ACTIVITIES:

Activities within the primary sector were valued at an estimated \$65.2 million for the period, down by 21.6 percent or \$17.9 million from \$83.2 million during the third quarter of 2022 (see Figure 2).

Among the major agricultural industries, banana production was down by a considerable 23.8 percent, from 23.4 thousand metric tons to 17.8 thousand metric tons, as yield was impacted



by unfavorable weather conditions (see Figure 3). The decline in agricultural outputs was further compounded by the fact that, while there was some production of both sugarcane and citrus during the third quarter of last year, there was none recorded for either of these industries in the third quarter of this year. On the other hand, livestock production saw a 15 percent increase, attributed solely to a 50.7 percent rise in cattle output, from 9.1 thousand heads in the third quarter of 2022 to 13.8 thousand heads in the third quarter of 2023. This was enough to overshadow a 7.7 percent reduction in pig production, from 10.8 thousand heads to 9.9 thousand heads, and a 5.1 percent fall in poultry production, from 11.7 million pounds to 11.1 million pounds. The fishing industry also recorded a decrease of 26.4 percent , despite a 4 percent rise in shrimp outputs, as other marine products fell by 35 percent overall for the quarter (see Figure 4).

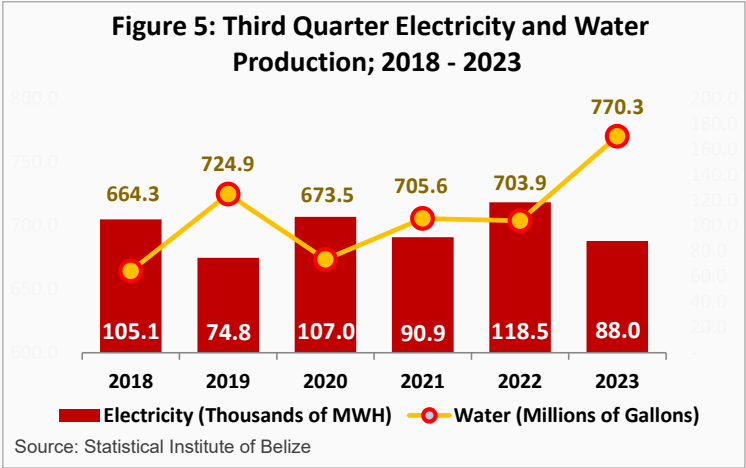


SECONDARY ACTIVITIES:

Activities within the secondary sector were down by 6.2 percent or \$10.8 million, from \$175.1 million in the third quarter of 2022 to \$164.3 million in the third quarter of 2023.

The effects of reduced production across major agricultural industries trickled down to ‘Manufacturing’ activities, with this sector falling by 16.8 percent overall during the third quarter. Consistent with the fact that no sugarcane was harvested during the period, there was no sugar production recorded for July to September of this year. Similarly, production of citrus concentrate fell significantly, from 62.1 thousand gallons in the third quarter of 2022 to just 4 thousand gallons in the third quarter of 2023. Low rainfall levels during the period led to a 22.6 percent drop in electricity generation, from 118.5 thousand megawatt hours to

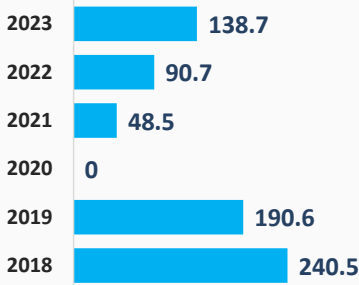
88 thousand megawatt hours, while also contributing to a 10.2 percent rise in water consumption, from 703.9 million gallons to 770.3 million gallons (see Figure 5). The ‘Construction’ industry also grew by a notable 11.1 percent, from \$63.4 million in the third quarter of 2022 to \$70.4 million in the third quarter of 2023.



TERTIARY ACTIVITIES:

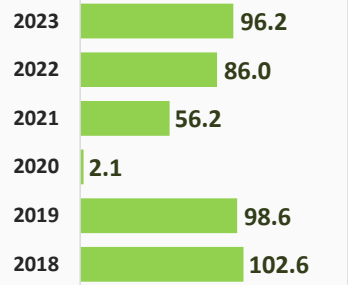
Production within the tertiary sector, which accounts for more than two-thirds of the country’s economic activity, was valued at \$784.7 million during the months of July to September 2023. This represents an increase of 9 percent or \$64.6 million over the \$720.1 million produced in July to September of 2022, as several of the industries within the services sector recorded strong performances during the period.

Figure 6a:
Cruise Ship Tourist Arrivals
Third Quarter; 2018 - 2023
(thousands of tourists)



Source: Statistical Institute of Belize

Figure 6b:
Overnight Tourist Arrivals
Third Quarter; 2018 - 2023
(thousands of tourists)



‘Wholesale and Retail Trade’ increased by 11.7 percent, from \$180.1 million in the third quarter of last year to \$201.2 million in the third quarter of this year. As a result of the ongoing expansion of businesses in ‘Transport’ and ‘Administrative and Support Services’, these industries recorded growth of 13.5 percent and 9.4 percent, respectively for the period. Production within the ‘Hotels and Restaurants’ industry was up by 26.7 percent, from \$41 million in the third quarter of 2022 to \$51.9 million in the third quarter of 2023, reflecting significant increases in both cruise ship and overnight visitors (see Figure 6a and Figure 6b). Production of government services also rose notably by 13 percent compared to the third quarter of last year.