



STATISTICAL INSTITUTE OF BELIZE



Inflation Rate *January – February 2025*



PRESENTATION OUTLINE

- 1 January to February 2025 Inflation Rate (Year-to-date)
- 2 January to February 2025 Inflation Rate (Year-to-date) by major categories
- 3 January to February 2025 Inflation Rate (Year-to-date) by municipality
- 4 January to February 2025 Inflation Rate (Year-to-date) by region and other trading partners
- 5 Questions/Comments

Year to date inflation rate January – February 2025

January – February
2025

Inflation Rate

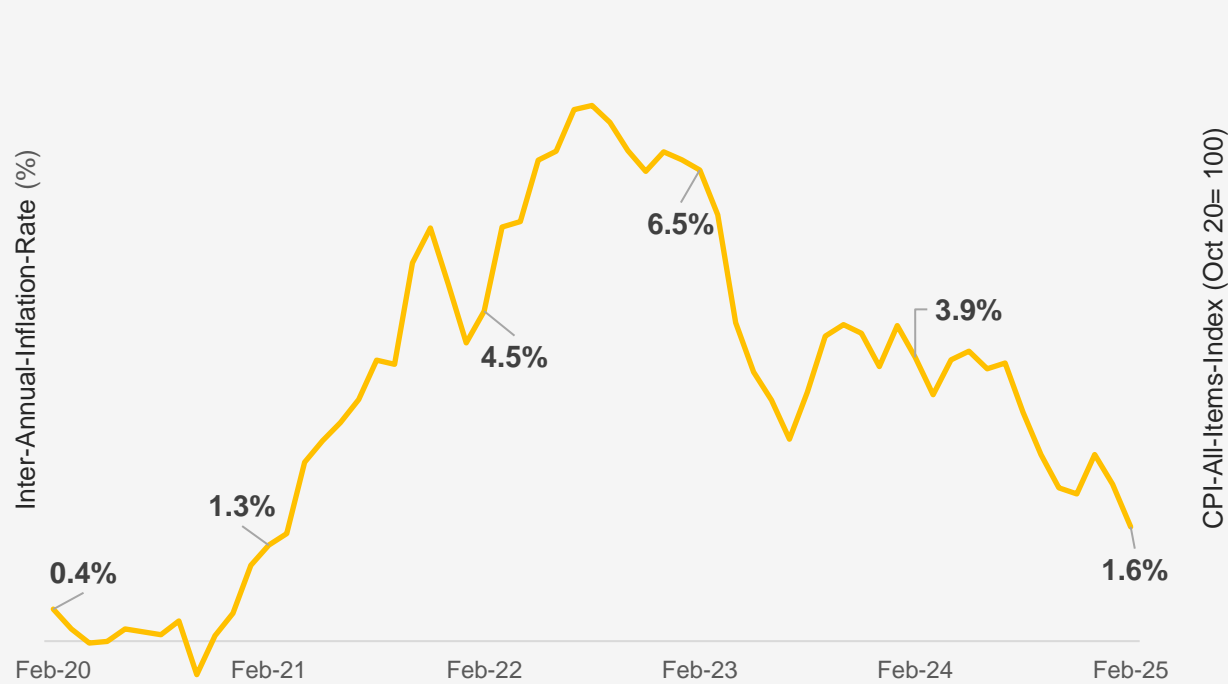
 **1.9%**

For **the first two months in 2025**, when compared to the same period in 2024, the cost of goods and services increased by **1.9%**.

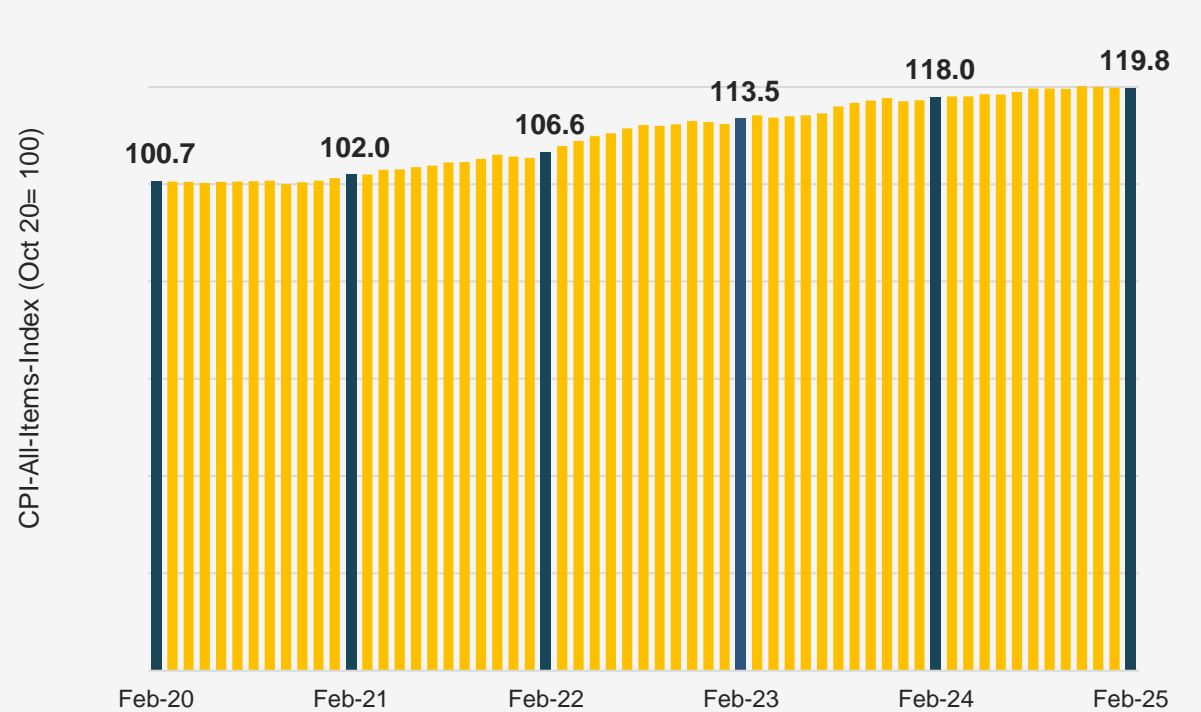
National Inflation Rate (%) All-Items Consumer Price Index

February 2020 - February 2025

Inter-Annual-Inflation-Rate

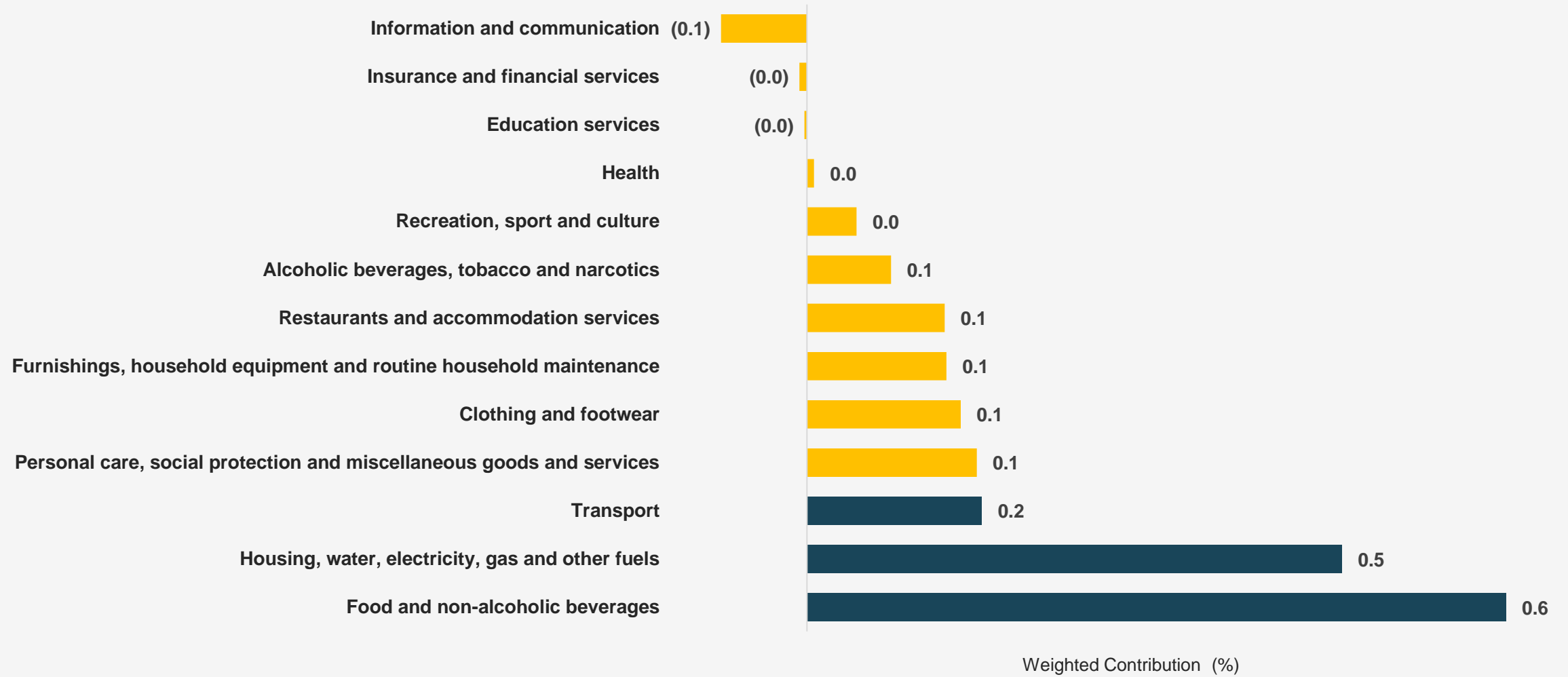


All Items Index



Year-to-date – Weighted contribution to the inflation rate by major categories

January – February 2025



Source: Statistical Institute of Belize. Consumer Price Index, 2025.

Year-to-date inflation rate of select food items

January – February 2025

Food and Non-Alcoholic Beverages

↑ 2.4%

Fruits and Nuts



↑ 12.8%

Cereal Products



↑ 3.0%

Fruit and Vegetable Juices



↑ 15.4%

Purified Water



↑ 8.5%

Soft Drinks



↑ 7.3%

Watermelons	35.1%
Limes	22.9%
Pineapples	30.5%

White bread	16.6%
Biscuits	9.6%
Pasta products	8.8%

Natural orange juice	25.3%
Fruit drinks	7.6%
Powdered drinks	5.6%

Purified water	8.5%
----------------	------

Soft drinks	7.3%
-------------	------

Housing, Water, Electricity, Gas and Other Fuels

 **2.4%**

Rent



 **2.5%**

LPG (butane gas)



 **6.0%**

LPG cylinder (100 lbs.):

Jan-Feb 2025: \$127.10

Jan-Feb 2024: \$119.40

Services for the maintenance, repair and security of the dwelling



 **15.4%**

Electrical and plumbing	12.2%
Other maintenance and repair of dwelling	3.8%

Year-to-date inflation rate of select transport items

January – February 2025

Transport

 **1.0%**

Fuels and lubricants for personal transport



 **-0.6%**

Diesel	-2.7%
Gasoline	-0.04%
Regular	-2.0%
Premium	0.4%

Passenger transport by road



 **5.4%**

Taxi	13.8%
Bus	1.8%

Passenger transport by air



 **19.7%**

Domestic air fare	35.3%
International air fare	14.8%

Parts and accessories for personal transport

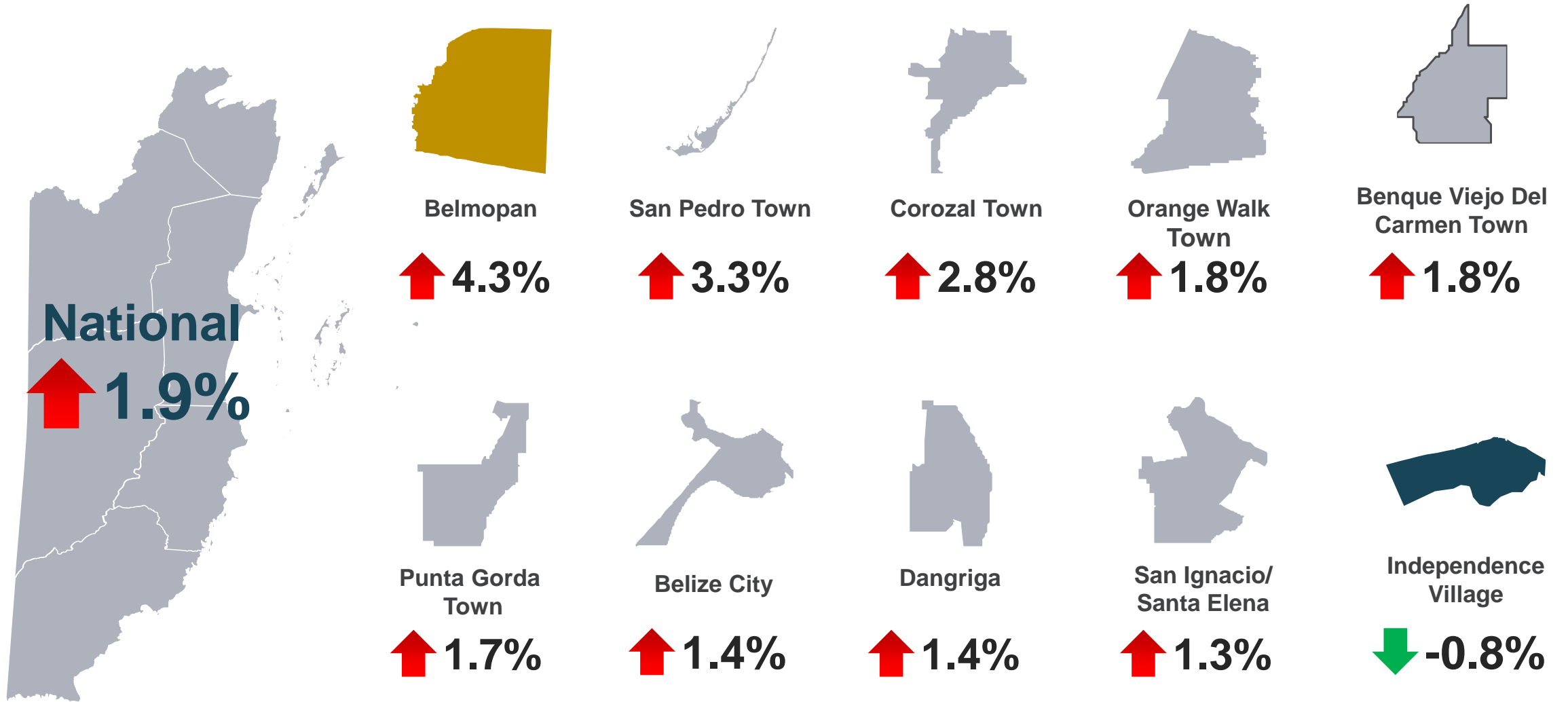


 **5.3%**

Tires	6.5%
Parts for personal transport	4.3%

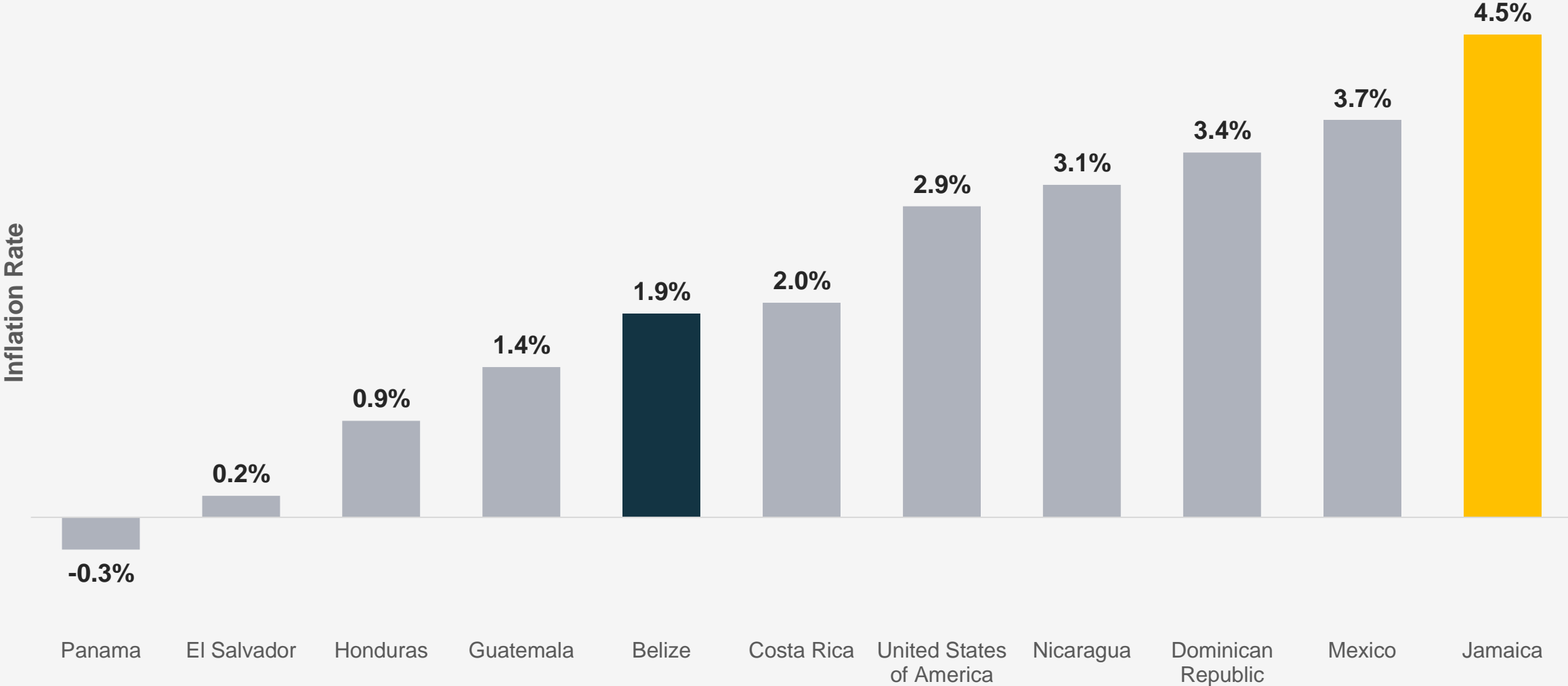
Year-to-date Inflation Rates by Municipality

January - February 2025



Year-to-Date Average Inflation Rates of Selected Countries

January – February 2025



Source: Consumer Price Index, February 2025; Statistical Institute of Belize, Statistical Institute of Jamaica, Central Bank of Dominican Republic, Central Bank of Mexico, Central Bank of El Salvador, Central Bank of Guatemala, Central Bank of Honduras, National Institute of Development Information Nicaragua, National Institute of Statistics and Census Panama, INEC Costa Rica, and U.S. Bureau of Labor Statistics.

Year-to-Date Inflation rates

January – February 2025

- The year-to-date inflation rate for **the first two months of 2025 stood at 1.9%**, compared to the same period in 2024.
- The main contributor to the overall increase was the 'Food & non-alcoholic beverages' category.
- Higher prices were seen for **food and non-alcoholic beverage items, home rental costs, LPG costs, and road transport services.**

ALL ITEMS

1.9%



Follow us on social media



<http://www.facebook.com/belizestatistics/>
<https://www.flickr.com/photos/belizestatistics/>
<https://www.instagram.com/belizestatistics/>
<https://www.youtube.com/channel/UCBHNJCdb0DY1GtPHh2KtvYA>

Sign up to receive emails of our releases

<http://www.sib.org.bz/contact-us>

For more information, visit our website

<http://www.sib.org.bz>