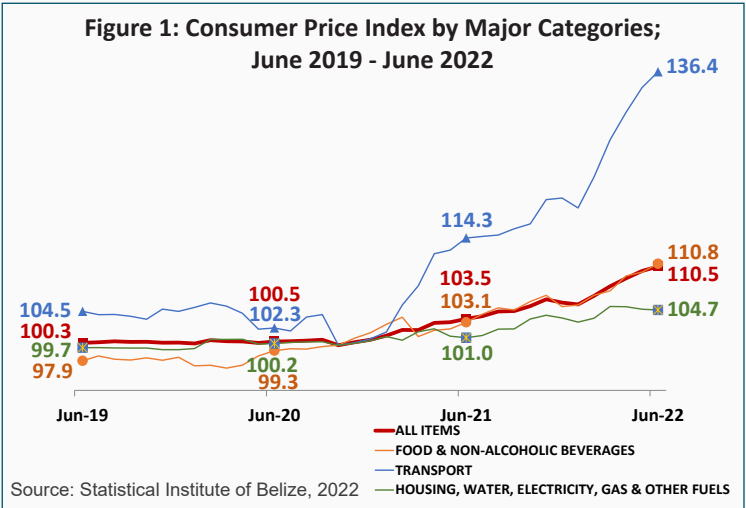


CONSUMER PRICES UP 6.7% IN JUNE 2022:

MOTOR VEHICLE FUELS, FOOD, AND LPG MOST AFFECTED

Overall National Inflation Rate (All-Items):

Results from the Statistical Institute of Belize’s most recent monthly Consumer Price Index (CPI) survey showed that, for the month of June 2022, the All-Items CPI, which summarizes price levels across all categories of goods and services, stood at 110.5, up from 103.5 in June of 2021 (see Figure 1). This indicates that consumers experienced an overall national inflation rate<sup>1</sup> of 6.7 percent on those goods and services most typically purchased by Belizean households. This was mainly due to higher prices for motor vehicle fuels, transportation services, food, liquefied petroleum gas (LPG), restaurant services, entrance fee to cinemas, and household cleaning products.



Transport:

The ‘Transport’ category, with an inflation rate of 19.4 percent, accounted for almost a half of the overall increase in consumer prices for the month of June 2022. This was driven mainly by fuel prices, which were up by 27.7 percent on average, compared to June of last year. At the pump, premium gasoline registered the highest increase, with the average price per gallon rising by \$4.11 from \$11.76 in June 2021 to \$15.87 in June 2022. Diesel was up by \$2.89 from \$10.64 to \$13.53, while regular gasoline rose by \$2.55 from \$11.05 in June 2021 to \$13.60 in June 2022 (see Table 1). Additionally, passenger transport services were up by 13.8 percent, as higher bus fares, international airfares, taxi fares, and sea fares were seen across the country, while prices for new motor vehicles were up by 6.1 percent compared to June of last year.

Food and Non-Alcoholic Beverages:

‘Food and Non-Alcoholic Beverages’ rose by 7.6 percent for the month of June 2022, with prices increasing across all sub-categories of food items when compared to June 2021 (see Figure 2). The most notable increases were seen in the prices for cereal products, including rice, flour and bread; meats, including poultry, beef, and pork; cooking oils; fresh produce, including watermelons, cabbages, and Irish potatoes; and dairy products, such as natural milk and eggs. Nonetheless, lower prices were recorded for a few food items, including some fresh produce such as tomatoes, bananas, oranges, sweet peppers, black beans, and red kidney beans (see Table 1).

Housing, Water, Electricity, Gas and Other Fuels:

The ‘Housing, Water, Electricity, Gas and Other Fuels’ category had an inflation rate of 3.7 percent for the month (see Figure 2). This was driven largely by higher LPG prices, which were 27.1 percent higher than they were in June of 2021. The average cost of a hundred-pound cylinder of LPG rose by \$30.65, from \$113.02

Table 1: Average Prices of Selected Foods and Fuel (BZ \$);  
June 2021 and June 2022

Item	Unit of Measurement	Average Prices		% Change
		June 2021	June 2022	
Rice	1 Lb	\$1.37	\$1.57	14.3%
Flour	1 Lb	\$1.07	\$1.17	10.0%
Ground Beef	1 Lb	\$5.48	\$5.73	4.7%
Beef Steak	1 Lb	\$7.96	\$8.46	6.2%
Chicken Cuts	1 Lb	\$3.22	\$3.36	4.6%
Chicken, Legs	1 Lb	\$3.28	\$3.41	3.7%
Chicken, Wings	1 Lb	\$4.67	\$4.87	4.4%
Chicken, Breast	1 Lb	\$3.99	\$4.16	4.0%
Whole Chicken	1 Lb	\$2.89	\$3.06	5.8%
Pigtail	1 Lb	\$5.33	\$7.50	40.5%
Whole Fish	1 Lb	\$6.43	\$7.53	17.1%
Natural Milk	1 L	\$2.86	\$3.06	7.1%
Egg	1 Unit	\$0.29	\$0.33	13.1%
Vegetable Oil	1 L	\$3.85	\$5.40	40.1%
Watermelon	1 Lb	\$0.63	\$0.87	36.9%
Cabbage	1 Lb	\$1.32	\$2.10	59.7%
Tomatoes	1 Lb	\$3.26	\$2.28	-30.2%
Onion	1 Lb	\$2.15	\$2.29	6.6%
Irish Potatoes	1 Lb	\$2.19	\$2.41	9.7%
Banana	1 Unit	\$0.16	\$0.15	-3.0%
Pineapple	1 Lb	\$1.23	\$1.33	8.3%
Orange	1 Unit	\$0.21	\$0.19	-9.9%
Sweet Pepper	1 Lb	\$3.86	\$3.60	-6.9%
Black Beans	1 Lb	\$2.07	\$2.01	-2.6%
Red Kidney Beans	1 Lb	\$2.02	\$1.98	-2.1%
Soy Sauce	10 Oz	\$5.01	\$5.59	11.6%
Coconut Milk	400 MI	\$3.31	\$3.48	5.1%
Premium Gasoline	1 Gallon	\$11.76	\$15.87	34.9%
Regular Gasoline	1 Gallon	\$11.05	\$13.60	23.0%
Diesel	1 Gallon	\$10.64	\$13.53	27.1%
Liquified Petroleum Gas (LPG)	100 Lbs	\$113.02	\$143.67	27.1%

Source: Statistical Institute of Belize, 2022

in June 2021 to \$143.67 in June 2022 (see Table 1). In addition, prices for construction materials for household use were up by 14.3 percent, while home rental costs were up by 0.6 percent. These increases overshadowed the effects of lower electricity tariffs, which were down by 1.1 percent when compared to June of last year.

Restaurants and Accommodation Services:

Prices for ‘Restaurants and Accommodation Services’ saw an overall increase of 5 percent for the month of June 2022 when compared to June 2021 (see Figure 2), due, for the most part, to higher prices for restaurant and cafe services.

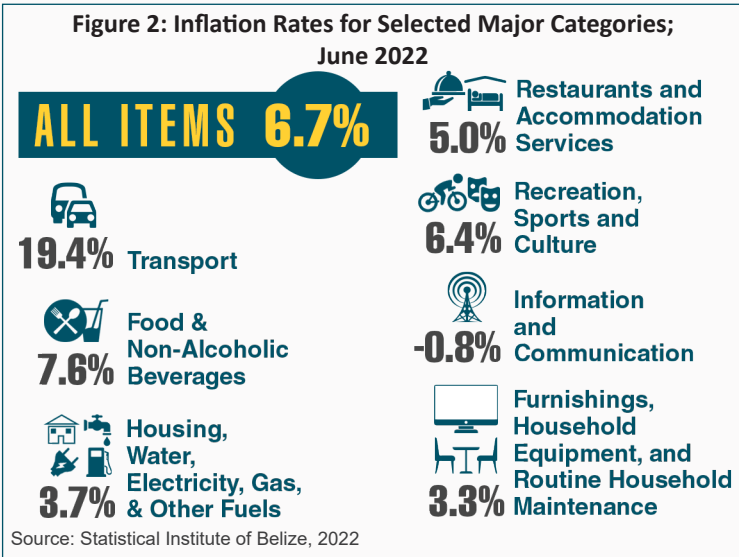
Recreation, Sport, and Culture:

The ‘Recreation, Sport and Culture’ category rose by 6.4 percent overall for the month of June 2022 (see Figure 2), the result of increased cinema entrance fees.

<sup>1</sup> The overall national inflation rate for the month measures the percent change in the CPI between June 2021 and June 2022.

## Furnishings, Household Equipment, and Routine Household Maintenance:

The category of ‘Furnishings, Household Equipment, and Routine Household Maintenance’ recorded an inflation rate of 3.3 percent for the month (see Figure 2), as higher prices were recorded for various laundry products, soaps, and detergents.

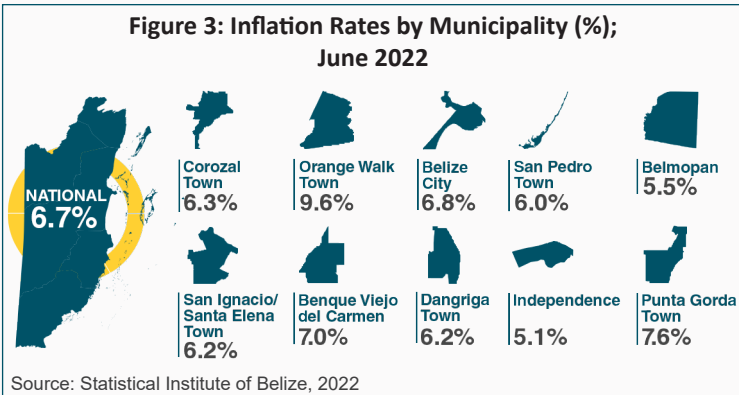


## Information and Communication:

‘Information and Communication’ was the only major category to have seen an overall decrease for the month of June 2022, with prices down by 0.8 percent on average, as a result of lower costs for internet provision services (see Figure 2).

## Inflation Rates by Municipality:

Among the country’s municipalities, Orange Walk Town experienced the highest rate of increase in consumer prices for June 2022, with an inflation rate of 9.6 percent. Consumers in this town saw above-average increases in prices for various food items, home rental costs, restaurant services, laundry products, soaps, detergents, women’s clothing, and men’s and women’s haircuts. On the other hand, the village of Independence recorded the lowest inflation rate at 5.1 percent, as consumers in this town saw lower than average increases in prices for food items and restaurant services (see Figure 3).



## Month-Over-Month Inflation Rates:

While inflation rates are generally calculated as the percent change in prices for specific items between the current time period and the same period of the previous year, another useful measure for tracking short-term changes in consumer prices is the month-over-month inflation rate, which measures the percent change in prices between the previous month and the current month<sup>2</sup>.

Over the one-month period between May 2022 and June 2022, consumer prices increased by 0.5 percent on average (see Table 2), the combined effect of higher food prices and fuel costs. Although prices for diesel and regular gasoline were virtually unchanged, the ‘Transport’ category had a month-over-month inflation rate of 1.6 percent, as premium gasoline prices rose by 6.5 percent in the one month between May and June. Prices for ‘Food and Non-Alcoholic Beverages’ increased by 1 percent, due mainly to higher costs for

Table 2: Month to Month Inflation Rates by Category (%); June 2022

	June 2022
ALL ITEMS	0.5%
Food and Non-Alcoholic Beverages	1.0%
Alcoholic Beverages, Tobacco and Narcotics	0.0%
Clothing and Footwear	0.0%
Housing, Water, Electricity, Gas and Other Fuels	-0.1%
Furnishings, Household Equipment and Routine Household Maintenance	0.0%
Health	0.0%
Transport	1.6%
Information and Communication	0.0%
Recreation, Sport and Culture	0.0%
Education Services	0.0%
Restaurants and Accomodation Services	0.0%
Insurance and Financial Services	0.0%
Personal Care, Social Protection and Miscellaneous Goods and Services	0.0%

Source: Statistical Institute of Belize, 2022

fresh vegetables and cereal products, which were up by 2.5 percent and 1.5 percent, respectively. The ‘Housing, Water, Electricity, Gas and Other Fuels’ category, on the other hand, saw a marginal 0.1 percent decrease over the previous month, due to a slight reduction of 0.3 percent in LPG prices over the one-month period.

## Year-to-Date Inflation Rate:

The cumulative inflation rate<sup>3</sup> for the first six months of 2022, when compared to the same period in 2021, stood at 5.6 percent. The ‘Transport’ category, accounting for almost a half of the year-to-date inflation, was up by 17.7 percent for the first half of the year. This reflected higher prices for fuel, which were 26.7 percent than they were in the first six months of last year, as well as new motor vehicles and passenger transport services, which were up by 7 percent and 7.9 percent, respectively. ‘Food and Non-Alcoholic Beverages’ rose by 5.7 percent, due mostly to higher prices for meats, cereal products, cooking oils, fish and other seafood, and fresh produce. The ‘Housing, Water, Electricity, Gas and Other Fuels’ category had a cumulative inflation rate of 2.9 percent, mainly due to a 28.4 percent increase in LPG prices and higher costs for construction material for household use. Among the other categories, notably higher prices were seen for restaurant services, laundry products, soaps, and detergents. These increases were, however, partially offset by a 0.8 percent reduction in the ‘Information and Communication’ category, as a result of lower prices for internet provision services (see Table 3).

Table 3: Year to Date Inflation Rates by Category (%); June 2022

	June 2022
ALL ITEMS	5.6%
Food and Non-Alcoholic Beverages	5.7%
Alcoholic Beverages, Tobacco and Narcotics	0.8%
Clothing and Footwear	1.1%
Housing, Water, Electricity, Gas and Other Fuels	2.9%
Furnishings, Household Equipment and Routine Household Maintenance	3.0%
Health	1.0%
Transport	17.7%
Information and Communication	-0.8%
Recreation, Sport and Culture	2.2%
Education Services	0.0%
Restaurants and Accomodation Services	5.0%
Insurance and Financial Services	-0.2%
Personal Care, Social Protection and Miscellaneous Goods and Services	0.7%

Source: Statistical Institute of Belize, 2022

<sup>2</sup> The month-over-month inflation rate measures the percentage change in prices between the previous month and the current month. It is useful for capturing short-term price changes but is also affected by seasonal price movements.

<sup>3</sup> The year-to-date inflation rate as of June 2022 measures the percent change in the average CPI for the first six months of 2021 compared to the average CPI for the first six months of 2022.