

# Statistical Institute of BELIZE

1902 Constitution Drive  
Belmopan, Belize C.A.



# CPI

CONSUMER PRICE INDEX

For the month of:  
**MARCH 2019**

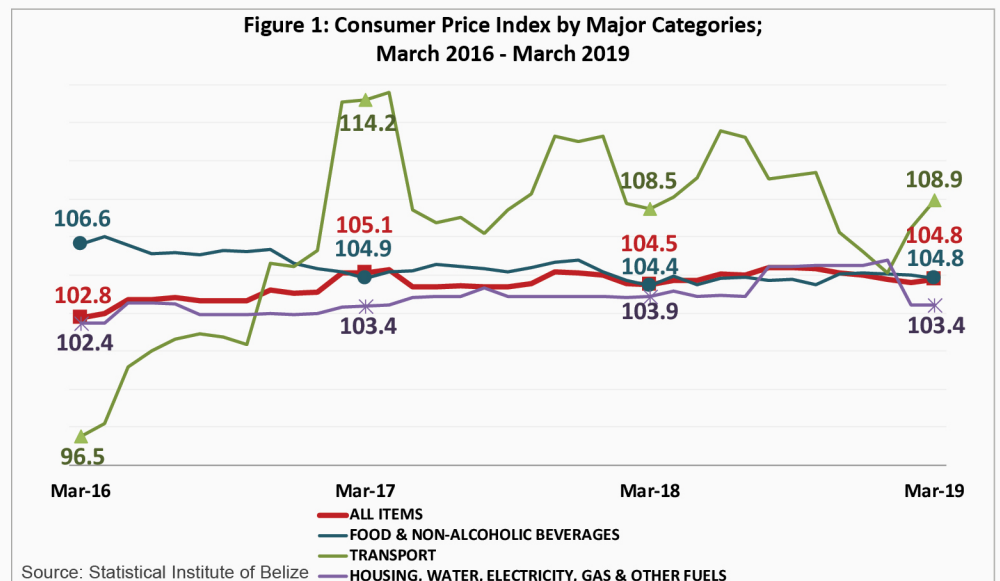
CONSUMER PRICES  
UP BY  
**0.3%**

Date published:  
**APRIL 24<sup>th</sup> 2019**

## CONSUMER PRICES UP 0.3% IN MARCH 2019: FOOD, AIRFARE AND LPG UP, RENT DOWN

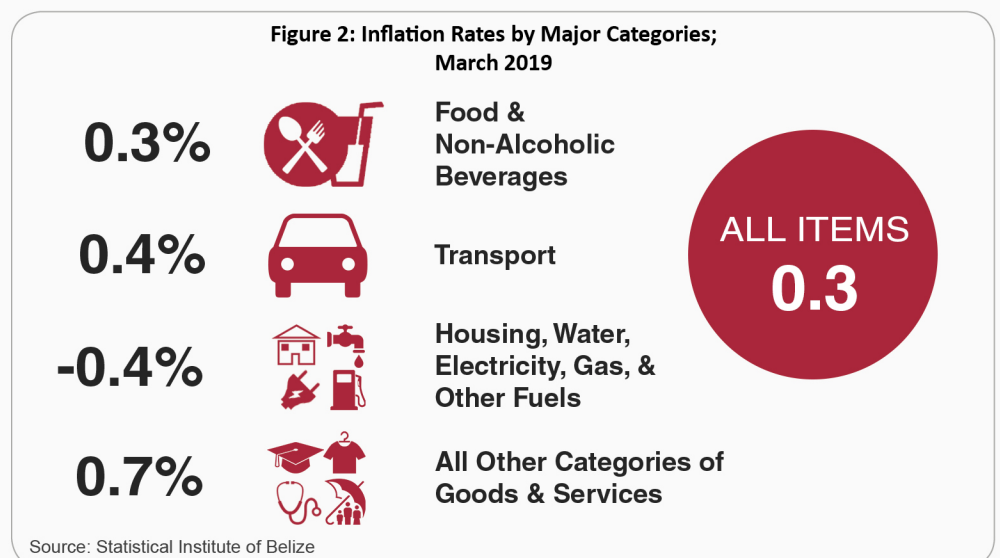
### ALL-ITEMS:

For the month of March 2019, results from the Statistical Institute of Belize's monthly Consumer Price Index (CPI) survey show that the All-items CPI stood at 104.8, an increase of 0.3 percent from 104.5 in March 2018 (see Figure 1). This indicates that, on average, Belizean households experienced an increase of 0.3 percent in the prices of regularly purchased goods and services in the month of March 2019 when compared to the same month in 2018. Higher prices for various food items, international airfares, and Liquefied Petroleum Gas (LPG) offset a drop in home rental costs during the month. The cumulative inflation rate for the first three months of 2019 when compared to the same period of 2018 stood at 0.1 percent.



### TRANSPORT:

Prices within the 'Transport' category saw an overall increase of 0.4 percent for the month of March 2019 (see Figure 2). This was mainly due to increases in 'Fuels and Lubricants', with prices in this sub-category rising by 0.9 percent compared to the same month of last year. At the pump, the average price per gallon of Premium gasoline went down by 3.4 percent from \$11.35 in March 2018 to \$10.96 in March 2019, while Regular gasoline declined by a marginal 0.2 percent from \$10.28 to \$10.27. Diesel, on the other hand, rose by 3.4 percent from \$10.02 to \$10.36 (see Table 1), an increase which combined with higher prices for motor vehicle lubricants to outweigh the decreases in prices for the other types of fuel. Also, within this category, prices for the servicing of motor vehicles and international airfares saw increases of 3.4 percent and 0.8 percent, respectively, when compared to March 2018.



## HOUSING, WATER, ELECTRICITY, GAS & OTHER FUELS:

For the month of March 2019, the 'Housing, Water, Electricity, Gas and Other Fuels' category saw a decrease of 0.4 percent when compared to the same month of 2018 (see Figure 2). This was mostly due to a one percent decrease in home rental costs, as prices in Belmopan, Belize City and Dangriga Town were all down in comparison to March of 2018. However, this decrease was partially offset by an 11.9 percent increase in electricity tariffs, resulting from rate increases that went into effect in July 2018 and January 2019, and LPG prices, which were 9.4 percent higher than they were in March 2018. The average cost of a 100-pound cylinder of LPG rose by almost \$10, from \$105.51 in March 2018 to \$115.44 in March 2019 (see Table 1).

**Table 1: Average Prices of Selected Foods and Fuel, March 2018 and March 2019**

Item	March 2018	March 2019	% Change
Ground Beef 1 Lb	5.77	5.17	↓ -10.5
Beef Steak 1 Lb	7.82	8.07	↑ 3.2
Pork Chops 1 Lb	6.53	7.12	↑ 8.9
Pig Tail 1 Lb	4.19	4.24	↑ 1.2
Whole Chicken 1 Lb	2.68	2.64	↓ -1.4
Sugar, White 1 Lb	0.79	0.79	0.0
Sugar, Brown 1 Lb	0.51	0.53	↑ 3.0
Flour (Gitana) 1 Lb	0.95	0.92	↓ -2.7
Eggs 1 Dozen	3.19	3.19	0.0
Belikin Beer (w/out bottle) 284 ml	3.12	2.94	↓ -5.8
Natural Milk 1 Litre	2.44	2.49	↑ 2.4
Red Kidney Beans 1 Lb	1.70	1.58	↓ -6.7
Pineapple 1 Lb	1.07	1.18	↑ 10.0
Sweet Pepper 1 Lb	3.03	3.39	↑ 11.8
Cabbage 1 Lb	1.19	1.24	↑ 4.0
Limes 1 unit	0.45	0.36	↓ -19.4
Potatoes 1 Lb	1.55	1.55	↑ 0.5
Watermelon 1 Lb	0.80	0.97	↑ 20.7
Premium Gasoline 1 Gal	11.35	10.96	↓ -3.4
Regular Gasoline 1 Gal	10.28	10.27	↓ -0.2
Diesel 1 Gal	10.02	10.36	↑ 3.4
Liquified Petroleum Gas (LPG) 100 Lbs	105.51	115.44	↑ 9.4

Source: Statistical Institute of Belize

## FOOD AND NON-ALCOHOLIC BEVERAGES:

The 'Food and Non-Alcoholic Beverages' category saw an overall increase of 0.3 percent in March 2019, when compared to March of last year (see Figure 2). Higher prices were recorded for sugar, eggs, natural milk, as well as several meats, including pork chops and beef steak, and fresh produce such as sweet peppers, cabbages, watermelons and pineapples. These increases were, however, mostly offset by decreased prices for ground beef, whole chicken, red kidney beans and limes (see Table 1).

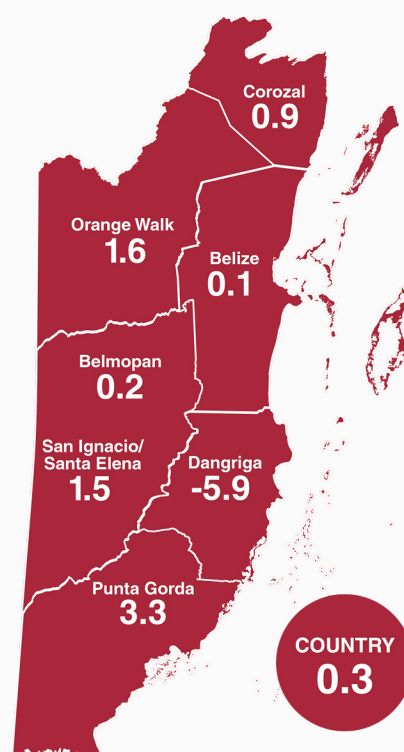
## ALL OTHER GOODS AND SERVICES:

Prices across 'All Other Categories of Goods and Services' saw a 0.7 percent increase on average during the month of March 2019 (see Figure 2). Higher motor vehicle insurance and health insurance premiums, secondary school fees, and entrance fees to sporting events all contributed to the overall increase among these categories for the month.

## INFLATION RATES BY MUNICIPALITIES:

With an inflation rate of 3.3 percent, Punta Gorda Town experienced the highest rate of increase in consumer prices for March 2019. Consumers in this municipality saw above average increases in prices for food items, doctor consultation fees, hospital room accommodation fees and home rental costs. On the other hand, Dangriga Town saw consumer prices going down by 5.9 percent for the month, as this town saw lower home rental costs when compared to March of last year (see Figure 3).

**Figure 3: Inflation Rates by Municipality (Percent); March 2019**



Source: Statistical Institute of Belize