

# CPI

AUGUST 2016



Date of Release: September 28<sup>th</sup> 2016

**PRICES UP 0.4% IN AUGUST**

During the month of August 2016, the Statistical Institute of Belize recorded that on average, the prices of goods and services purchased by Belizean households were 0.4 percent higher than they were in August of 2015. The All-Items consumer price index stood at 103.7, a slight increase from 103.3 in the same period last year. For the first eight months of this year, an inflation rate of 0.5 percent was recorded.

The 'Food and Non-Alcoholic Beverages' category saw a 0.8 percent decrease in comparison to August 2015, primarily due to a fall in the prices of some staple food items. The average price of eggs saw a decline of 14 percent, while that of cooking oil dropped by 11 percent. These overshadowed an increase of almost one third in the price per pound of sugar, which took effect at the start of the year.

Within the 'Transport' category, international airfares remained considerably lower in August 2016 than they were last year, with prices declining by 26 percent in comparison to August 2015. Fuel prices, on the other hand, rose by 4 percent during the month, with the most significant jump being recorded for diesel, which rose by 16 percent. This increase in fuel prices was sufficient to offset the lower airfares recorded for the month and, as a result, the 'Transport' category as a whole remained unchanged from August 2015.

Consistent with trends over the past months, home rental prices rose by 0.8 percent during August 2016, while the average price of a 100-pound cylinder of Liquefied Petroleum Gas (LPG) fell 3 percent from \$90 in August 2015 to \$88 in August 2016. Despite a rate increase which came into effect in July, electricity tariffs for August 2016 were still almost 11 percent lower than in the same month of 2015. As a result, prices for the category of 'Housing, Water, Electricity, Gas and Other Fuels' recorded an overall increase of 0.4 percent compared to August 2015.

Price increases were also recorded for doctors' consultation fees, while premiums for both health and motor vehicle insurance saw slight decreases during the month.

All municipalities recorded increases in consumer prices during the month of August 2016, except for Dangriga and Punta Gorda Town, which saw consumer prices falling by 1.1 percent and 0.4 percent, respectively. Corozal Town recorded the highest inflation rate at 1.9 percent, caused primarily by higher home rental costs.

Figure 1: All-Items, Food & Fuel Indices; August 2012 - August 2016

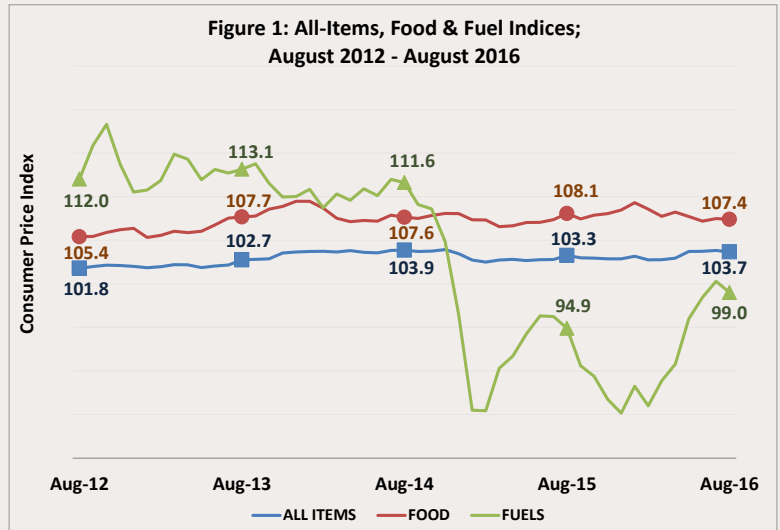


Figure 2: Inflation Rates by Category; August 2016

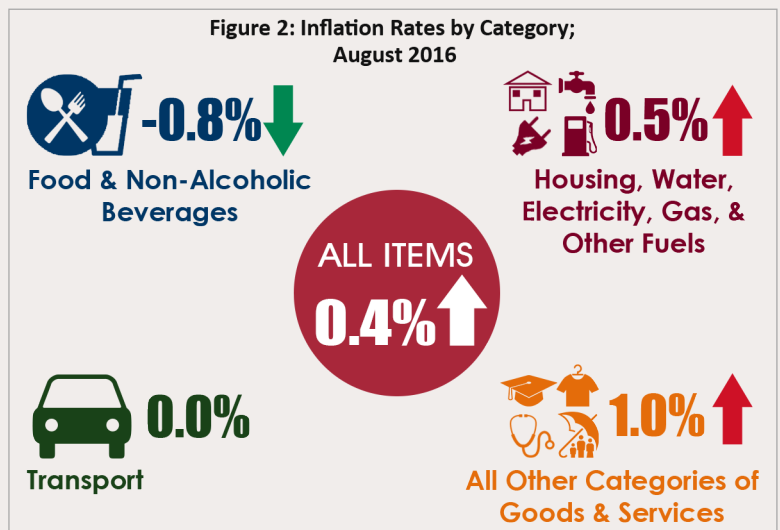


Figure 3: Inflation Rates by Municipality (Percent); August 2016

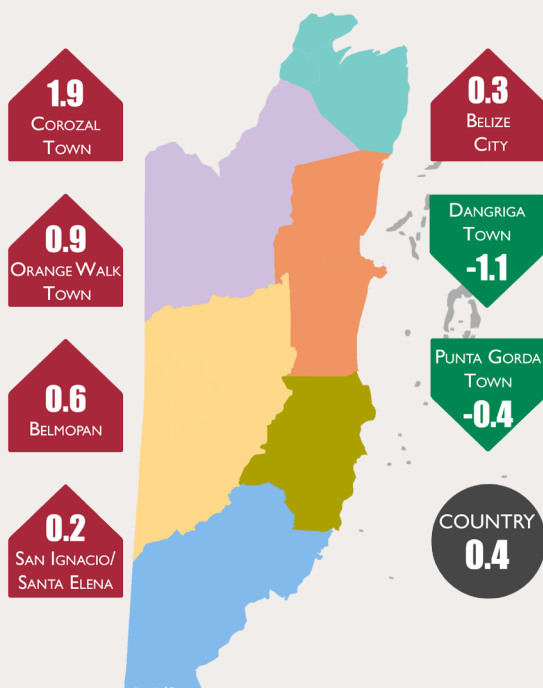


Table 1: Average Prices of Selected Foods and Fuel, August 2015 and August 2016

Item	August 2015	August 2016	% Change	
Ground Beef	1 Lb	6.51	5.94	↓ -8.8
Pork Chops	1 Lb	7.48	6.53	↓ -12.7
Pig Tail	1 Lb	6.03	4.44	↓ -26.4
Whole Chicken	1 Lb	2.78	2.74	↓ -1.3
Chicken Breast	1 Lb	3.53	3.35	↓ -5.2
Rice (Retail)	1 Lb	1.10	1.06	↓ -3.1
Flour (Gitana)	1 Lb	0.96	0.96	↓ -0.5
Red Kidney Beans	1 Lb	1.47	1.35	↓ -8.2
Eggs	1 Dozen	3.81	3.28	↓ -13.9
Condensed Milk (Dutch Lady)	397 G	2.53	2.46	↓ -2.6
Milk (La La Light)	1 Litre	3.05	2.85	↓ -6.6
Mixed Vegetables (Del Monte)	411 G	2.42	2.28	↓ -6.0
Yellow Onions	1 Lb	2.10	1.79	↓ -14.4
Sweet Pepper	1 Lb	4.69	4.24	↓ -9.5
Cabbage	1 Lb	1.30	1.36	↑ 5.0
Carrots	1 Lb	1.55	1.45	↓ -6.3
Potatoes	1 Lb	1.62	1.52	↓ -6.2
Watermelon	1 Lb	0.67	0.71	↑ 5.7
Premium Gasoline	1 Gal	9.96	10.51	↑ 5.5
Regular Gasoline	1 Gal	9.26	9.46	↑ 2.2
Diesel	1 Gal	7.49	8.74	↑ 16.6
Liquefied Petroleum Gas (LPG)	100 Lbs	90.43	87.76	↓ -3.0