


# CPI

## Consumer Price Index

### JULY 2015

Statistical  
Institute of  
**BELIZE**



1902 Constitution Drive  
Belmopan, Belize C.A.  
Phone: 501.822.2207 / 2352 • Fax: 502.822.3206  
Email: info@mail.sib.org.bz • Web: www.sib.org.bz

• August 26<sup>th</sup> 2015 •

#### CONSUMER PRICES DOWN 1% IN JULY

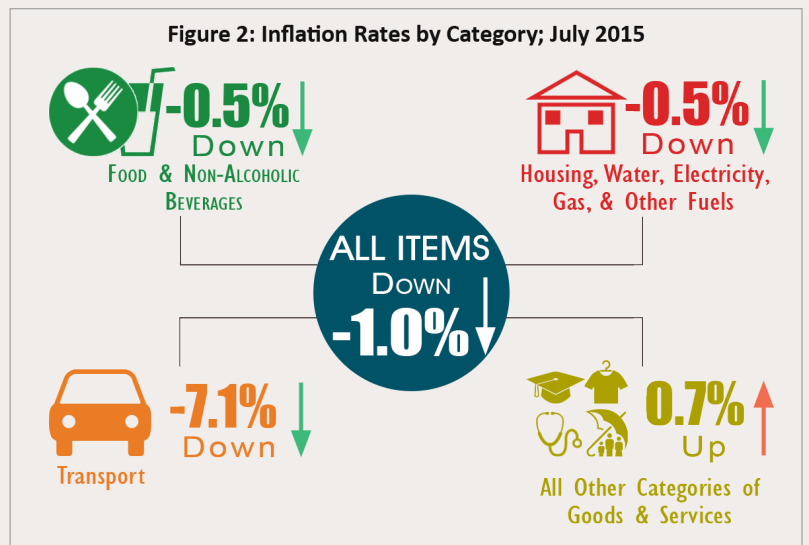
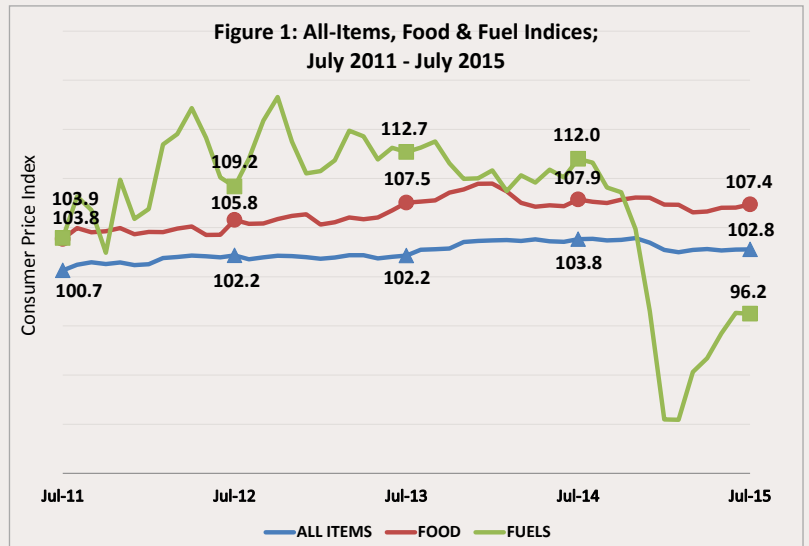
Latest figures on consumer prices released by the Statistical Institute of Belize show that the All-Items consumer price index stood at 102.8, a decline of 1 percent from 103.8 in last July. For the first seven months of this year, an inflation rate of negative 1 percent was recorded. This means that, on average, goods and services that Belizean households regularly buy were 1 percent cheaper than during the same period in 2014.

The 'Transport' category declined by 7.1 percent and remains the single greatest contributor to the overall fall in consumer prices. The prices of premium and regular gasoline decreased by 25 percent and 19 percent respectively, while the price of diesel was more than one fourth lower when compared to July 2014. Similarly, international airfares were down by almost 25 percent from the same month last year.

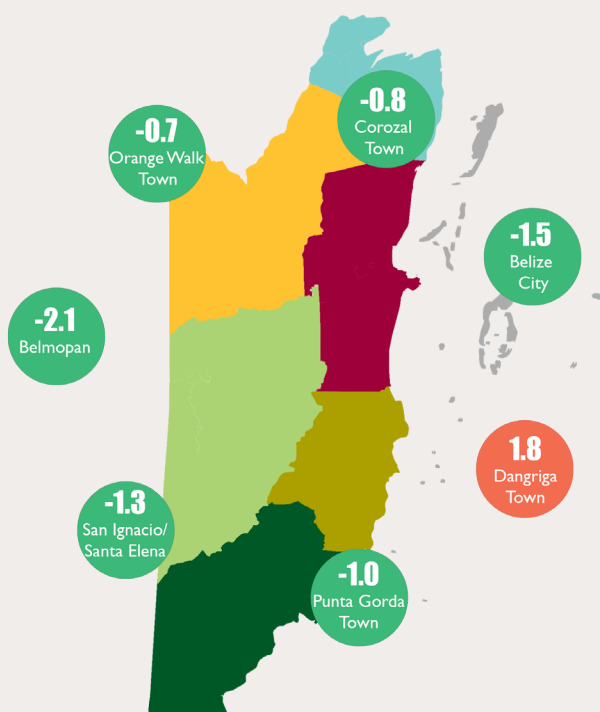
Food prices were almost unchanged, declining by an average of half of a percent during the month of July when compared to the same period last year. Despite increases in some products, such as beef, pork and eggs, substantial decreases in the prices of fresh vegetables and red kidney beans resulted in the marginal overall decrease.

The inflation rate for the category of 'Housing, Water, Electricity, Gas and Other Fuels' was negative 0.5 percent during the month. Home rental prices inched up by 0.2 percent but were offset by a drop in the price of Liquefied Petroleum Gas (LPG) from \$116 in July 2014 to \$90 in July 2015.

All municipalities across the country recorded a decrease in consumer prices during the month of July 2015, with the exception of Dangriga, where there was an increase of 1.8 percent due to a greater than average increase in home rental prices. On the other hand, Belmopan, where home rental costs were the slowest to rise, continued to reflect the largest decline in consumer prices of negative 2.1 percent.



**Figure 3: Inflation Rates by Municipality (Percent); July 2015**



**Table 1: Average Prices of Selected Foods and Fuel, July 2014 and July 2015**

Item	Unit	July 2014	July 2015	% Change
Ground Beef	1 Lb	5.06	5.90	↑ 16.6
Pork Chops	1 Lb	6.71	7.16	↑ 6.7
Pig Tail	1 Lb	3.90	6.09	↑ 56.0
Whole Chicken	1 Lb	2.74	2.72	↓ -0.7
Chicken Breast	1 Lb	3.75	3.40	↓ -9.4
Rice (Retail)	1 Lb	1.21	1.10	↓ -9.3
Flour (Gitana)	1 Lb	0.96	0.96	0.0
Red Kidney Beans	1 Lb	2.33	1.41	↓ -39.5
Eggs	1 Dozen	3.25	3.74	↑ 15.4
Condensed Milk (Dutch Lady)	397 G	2.44	2.49	↑ 2.0
Milk (La La Light)	1 Litre	3.25	3.14	↓ -3.3
Mixed Vegetables (Del Monte)	411 G	2.60	2.52	↓ -3.3
Yellow Onions	1 Lb	1.93	2.03	↑ 5.0
Sweet Pepper	1 Lb	4.39	4.61	↑ 4.8
Cabbage	1 Lb	1.66	1.16	↓ -29.9
Carrots	1 Lb	1.57	1.48	↓ -5.8
Potatoes	1 Lb	1.68	1.57	↓ -6.6
Watermelon	1 Lb	0.55	0.61	↑ 10.7
Premium Gasoline	1 Gal	12.25	9.37	↓ -23.5
Regular Gasoline	1 Gal	11.88	9.58	↓ -19.4
Diesel	1 Gal	10.54	7.56	↓ -28.3
Liquefied Petroleum Gas (LPG)	100 Lbs	115.65	90.05	↓ -22.1