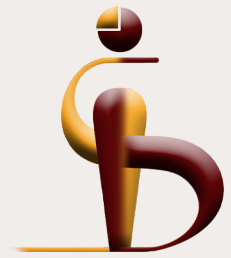


CPI

Consumer Price Index

APRIL 2015

Statistical
Institute of
BELIZE



1902 Constitution Drive
Belmopan, Belize C.A.
Phone: 501.822.2207 / 2352 • Fax: 502.822.3206
Email: info@mail.sib.org.bz • Web: www.sib.org.bz

• May 27th 2015 •

CONSUMER PRICES DOWN 1% IN APRIL: FUEL PRICES REMAIN WELL BELOW 2014 LEVELS

During the month of April 2015, the prices of goods and services purchased by Belizean households were, on average, 1 percent lower than in April 2014. According to latest statistics released by the Statistical Institute of Belize; the Consumer Price Index stood at 102.8, down from 103.8 in the same month last year. For the first four months of this year, an inflation rate of negative 1 percent was recorded.

Lower fuel prices continue to be the main factor pulling consumer prices downward. As shown in Table 1, the prices per gallon of premium, regular and diesel were between 20 and 30 percent lower than they were in April 2014. International airfares also decreased considerably, falling on average by 10.8 percent during the period.

Food prices, on average, showed little change, decreasing by just under half of a percent in comparison to twelve months ago. Prices across all types of meats were up during April, with beef products in particular, which was slowly trending upward over the last few months, increasing by almost 12 percent. However, this was overshadowed by lower prices for Red Kidney beans and various fresh vegetables, including cabbages, carrots and onions.

Home rental prices rose by 0.6 percent during the month, with the most pronounced increases being observed in San Ignacio/Santa Elena and Punta Gorda. While rent was up, electricity tariffs, which were decreased in January of this year, were more than 20 percent lower than in April 2014. Liquefied petroleum gas (LPG) declined by about a quarter, as the average price of a 100-pound cylinder fell to \$93 from \$126 twelve months ago.

While most municipalities recorded a drop in consumer prices during the month, Dangriga and Punta Gorda had inflation rates of 0.8 and 0.4 percent, respectively. The biggest drop was in Belize City, which had an inflation rate of negative 1.5 percent.

Figure 3: Inflation Rates by Municipality (Percent); April 2015

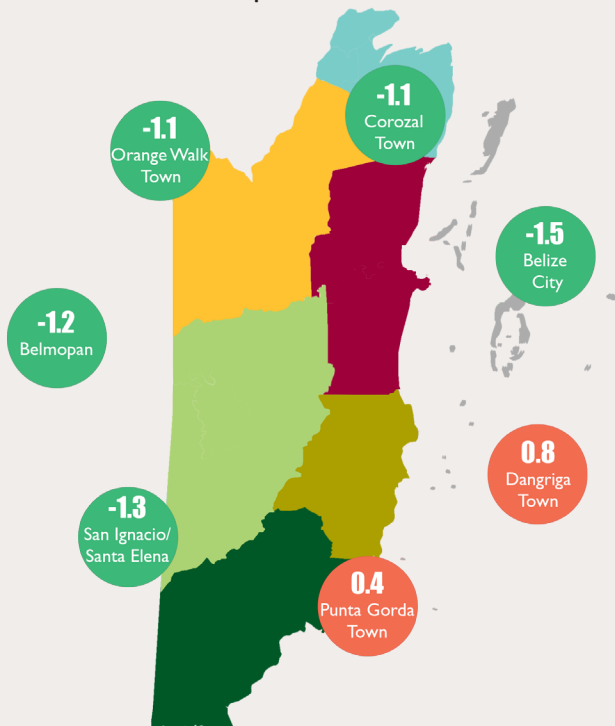


Figure 1: All-Items, Food & Fuel Indices; February 2011 - April 2015

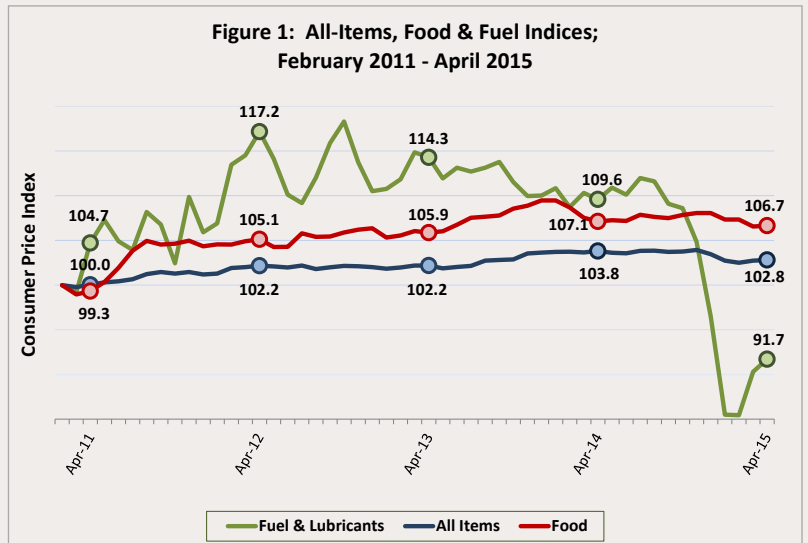


Figure 2: Inflation Rates by Category; April 2015

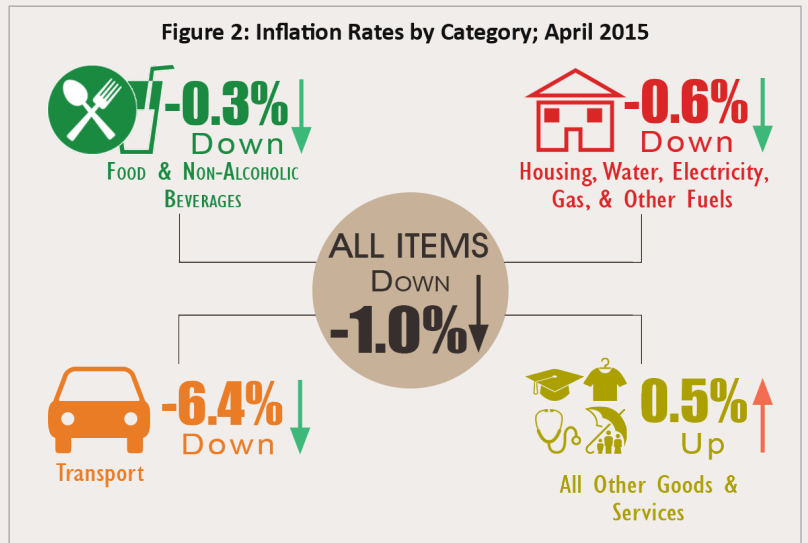


Table 1: Average Prices of Selected Foods and Fuel, April 2014 and April 2015

Item	Unit	April 2014	April 2015	% Change
Ground Beef	1 Lb	5.00	5.32	↑ 6.3
Pork Chops	1 Lb	6.59	6.98	↑ 6.0
Pig Tail	1 Lb	3.84	4.21	↑ 9.5
Whole Chicken	1 Lb	2.77	2.66	↓ -3.8
Chicken Breast	1 Lb	3.61	3.32	↓ -8.0
Rice (Retail)	1 Lb	1.09	1.08	↓ -0.8
Flour (Gitana)	1 Lb	0.86	0.86	0.0
Red Kidney Beans	1 Lb	2.41	1.60	↓ -33.4
Eggs	1 Dozen	3.40	3.16	↓ -7.0
Condensed Milk (Dutch Lady)	397 G	2.54	2.50	↓ -1.7
Milk (La La Light)	1 Litre	3.26	3.17	↓ -2.7
Mixed Vegetables (Del Monte)	411 G	2.49	2.46	↓ -1.3
Yellow Onions	1 Lb	2.28	2.05	↓ -10.1
Sweet Pepper	1 Lb	2.93	3.71	↑ 26.5
Cabbage	1 Lb	1.54	0.93	↓ -39.8
Carrots	1 Lb	1.58	1.37	↓ -13.7
Potatoes	1 Lb	1.43	1.41	↓ -1.9
Watermelon	1 Lb	0.76	0.64	↓ -15.4
Premium Gasoline	1 Gal	11.39	8.63	↓ -24.2
Regular Gasoline	1 Gal	11.13	8.78	↓ -21.1
Diesel	1 Gal	10.26	7.16	↓ -30.2
Liquefied Petroleum Gas (LPG)	100 Lbs	126.01	93.29	↓ -26.0