

# CPI

## Consumer Price Index

### MARCH 2015

Statistical  
Institute of  
**BELIZE**

1902 Constitution Drive  
Belmopan, Belize C.A.  
Phone: 501.822.2207 / 2352 • Fax: 502.822.3206  
Email: info@mail.sib.org.bz • Web: www.sib.org.bz



• April 29<sup>th</sup> 2015 •

### FUEL, ELECTRICITY, BUTANE AND FOOD PUSH CONSUMER PRICES DOWN 1% IN MARCH

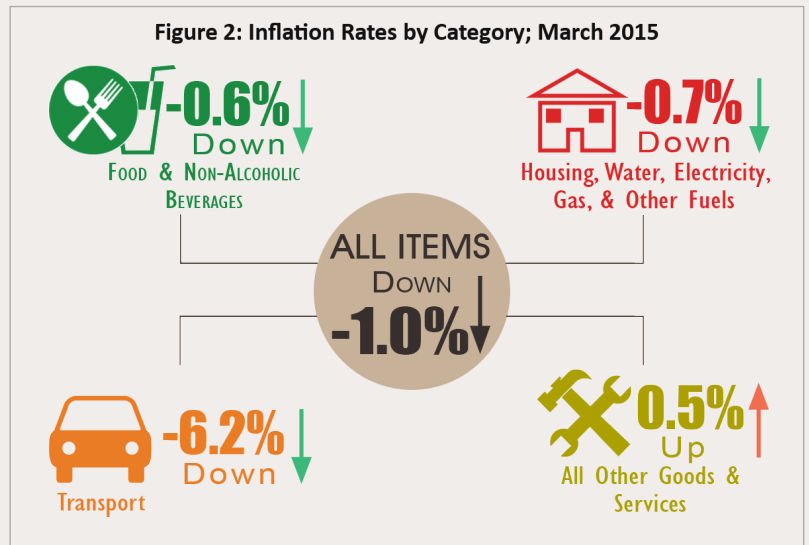
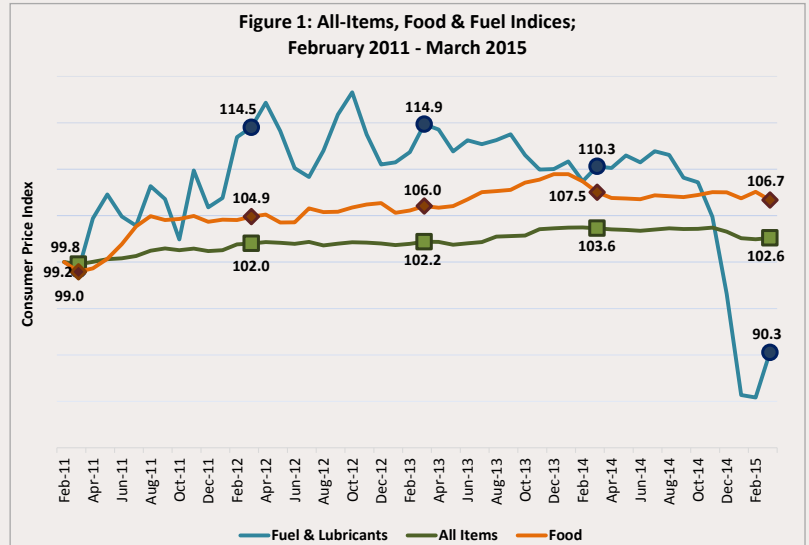
The Statistical Institute of Belize's latest statistics on consumer prices show that the All-Items Consumer Price Index for the month of March 2015 was down 1 percent, from 103.6 to 102.6, in comparison to March of last year. This indicated that, on average, the goods and services typically purchased by Belizean households were 1 percent cheaper than they were one year ago.

The 'Transport' category was the major driving force of this overall drop in consumer prices, with premium gasoline, regular gasoline, and diesel prices all down by about one third due to lower world market prices. International airfares, also within this category, were about 11 percent lower than during the same month last year.

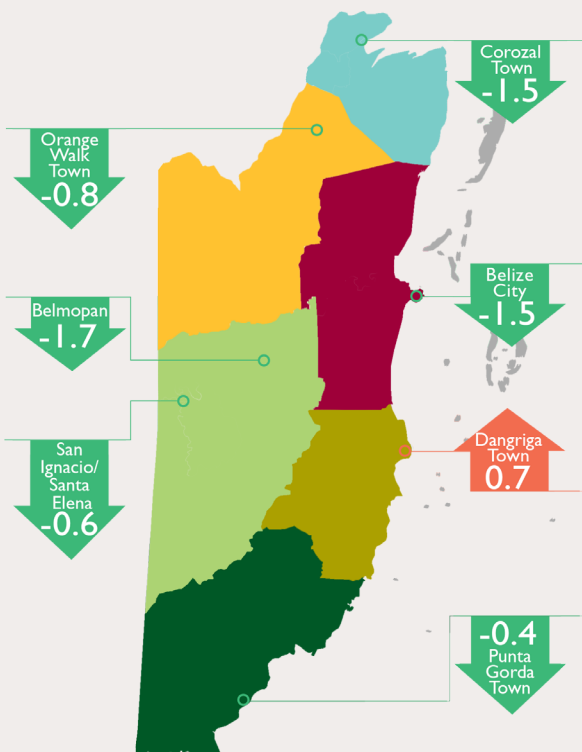
Within the category of 'Housing, Water, Electricity, Gas and Other Fuels', a marginal increase in home rental prices were offset by a 20.7 percent decline in electricity rates, the result of tariff revisions which came into effect in January 2015. The average price for LPG was down by more than one fourth or \$33, from \$126 twelve months ago to \$93 in March 2015.

Food prices saw an average decrease of 0.8 percent, driven by lower prices for eggs, Red Kidney beans, and various fresh vegetables, including cabbage, onions, and carrots.

As in the previous month, Dangriga was the only municipality that recorded an overall increase in consumer prices, with an inflation rate of 0.7 percent. The largest average drop in prices was seen in Belmopan, which had an inflation rate of negative 1.7 percent.



**Figure 3: Inflation Rates by Municipality (Percent); March 2015**



**Table 1: Average Prices of Selected Foods and Fuel, March 2014 and March 2015**

Item	March 2014	March 2015	% Change
Ground Beef	1 Lb 5.06	5.25	↑ 3.8
Pork Chops	1 Lb 6.63	6.67	↑ 0.6
Pig Tail	1 Lb 3.81	4.12	↑ 8.2
Whole Chicken	1 Lb 2.78	2.66	↓ -4.3
Chicken Breast	1 Lb 3.54	3.37	↓ -4.8
Rice (Retail)	1 Lb 1.10	1.07	↓ -2.0
Flour (Gitana)	1 Lb 0.95	0.94	↓ -0.8
Red Kidney Beans	1 Lb 2.52	1.65	↓ -34.7
Eggs	1 Dozen 3.55	3.06	↓ -13.7
Condensed Milk (Dutch Lady)	397 G 2.46	2.48	↑ 0.9
Milk (La La Light)	1 Litre 3.26	3.19	↓ -2.4
Mixed Vegetables (Del Monte)	411 G 2.49	2.48	↓ -0.4
Yellow Onions	1 Lb 2.65	2.06	↓ -22.3
Sweet Pepper	1 Lb 3.20	3.57	↑ 11.6
Cabbage	1 Lb 1.55	0.96	↓ -38.0
Carrots	1 Lb 1.59	1.35	↓ -15.2
Potatoes	1 Lb 1.45	1.47	↑ 1.7
Watermelon	1 Lb 0.76	0.59	↓ -22.8
Premium Gasoline	1 Gal 11.66	8.12	↓ -30.4
Regular Gasoline	1 Gal 11.37	8.13	↓ -28.5
Diesel	1 Gal 10.79	7.70	↓ -28.6
Liquified Petroleum Gas (LPG)	100 Lbs 126.06	92.70	↓ -26.5