

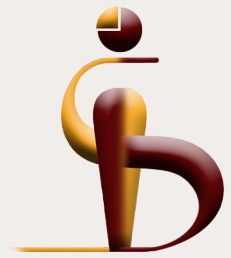
CPI

Consumer Price Index

FEBRUARY 2015

Statistical
Institute of
BELIZE

1902 Constitution Drive
Belmopan, Belize C.A.
Phone: 501.822.2207 / 2352 • Fax: 502.822.3206
Email: info@mail.sib.org.bz • Web: www.sib.org.bz



CONSUMER PRICES FALL 1.2% IN FEBRUARY AS FUEL PRICES CONTINUE TO DROP

The prices of goods and services purchased by Belizean households fell by an average of 1.2 percent in February 2015. The Statistical Institute of Belize's latest figures show that the All Items Consumer Price Index stood at 102.5, down from 103.7 in the same month last year.

Falling fuel prices were the major cause of this overall decline in consumer prices, with the average price per gallon of diesel, regular gasoline and premium gasoline all dropping by almost one-third when compared to February 2014, as shown in Table 1. International airfares were down more than 11 percent for the month.

Within the category of 'Housing, Water, Electricity, Gas and Other Fuels', home rental prices remained marginally higher in comparison to last February. This was offset, however, by decreases in both electricity tariffs and the price of Liquefied Petroleum Gas (LPG). In the case of the former, newly revised tariff rates, which became effective in January of this year, lowered the price of electricity by about 20 percent. The average price per 100-pound cylinder of LPG fell by one-fourth, from \$125 to \$93.

Food prices declined by 1 percent on average during the month, with the most significant drop being observed for various vegetables and fresh produce items. These included cabbage, sweet peppers, and Red Kidney beans.

All municipalities across the country recorded falling consumer prices during February 2015, with the exception of Dangriga, where there was a slight overall increase of 0.5 percent. The biggest average drop in consumer prices was in Belmopan, with -2.1 percent.

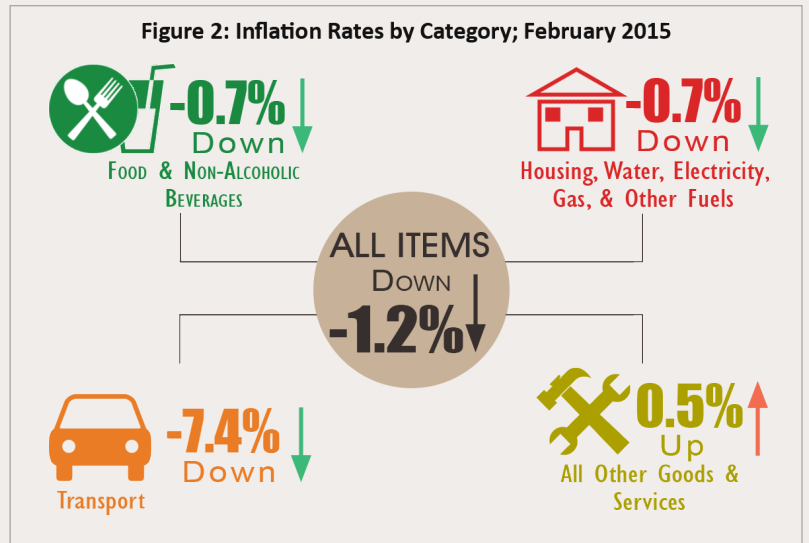
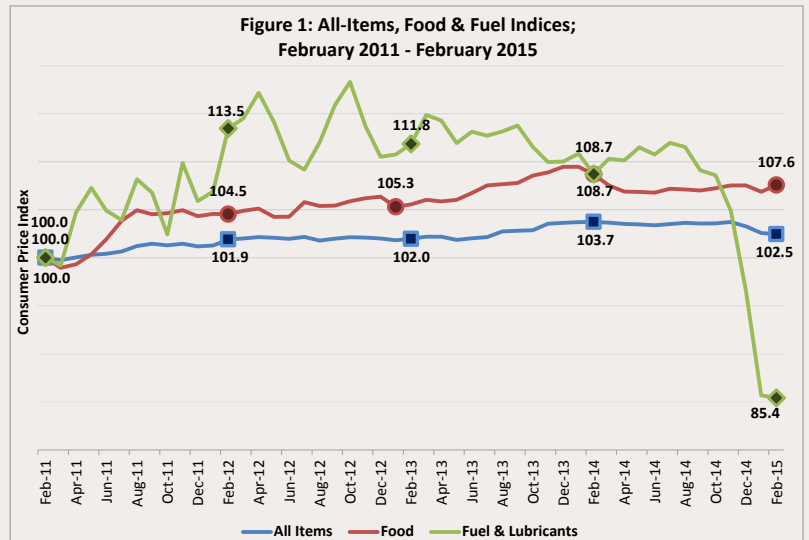


Figure 3: Inflation Rates by Municipality (Percent); February 2015

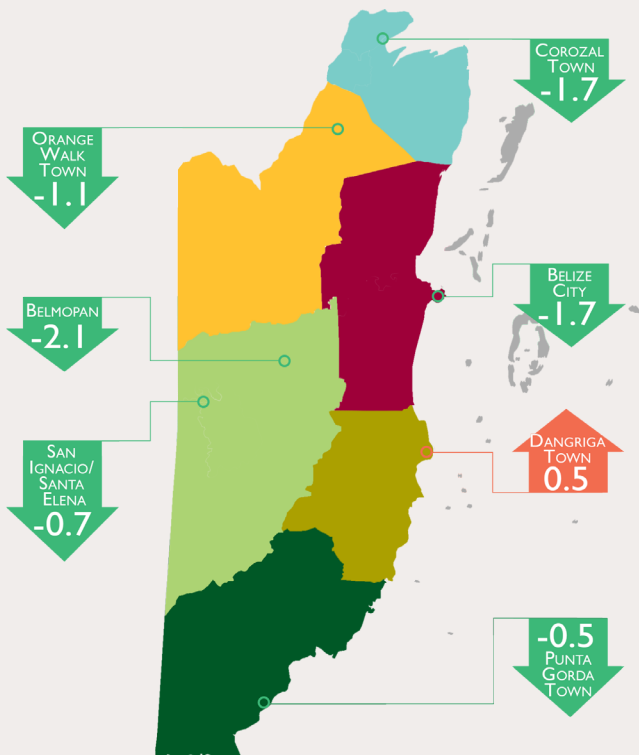


Table 1: Average Prices of Selected Foods and Fuel, February 2014 and February 2015

Item	February 2014	February 2015	% Change
Ground Beef	1 Lb 5.03	5.39	↑ 7.3
Pork Chops	1 Lb 6.49	6.79	↑ 4.5
Pig Tail	1 Lb 3.79	4.05	↑ 7.0
Whole Chicken	1 Lb 2.69	2.77	↑ 2.7
Chicken Breast	1 Lb 3.54	3.31	↓ -6.4
Rice (Retail)	1 Lb 1.08	1.08	↑ 0.2
Flour (Gitana)	1 Lb 0.97	0.98	↑ 1.6
Red Kidney Beans	1 Lb 2.77	1.84	↓ -33.6
Eggs	1 Dozen 8.26	7.27	↓ -12.0
Condensed Milk (Dutch Lady)	397 G 2.41	2.49	↑ 3.2
Milk (La La Light)	1 Litre 3.21	3.16	↓ -1.6
Mixed Vegetables (Del Monte)	411 G 2.43	2.50	↑ 2.8
Yellow Onions	1 Lb 2.49	2.27	↓ -8.8
Sweet Pepper	1 Lb 4.73	4.02	↓ -14.9
Cabbage	1 Lb 1.56	1.04	↓ -33.5
Carrots	1 Lb 1.50	1.46	↓ -2.3
Potatoes	1 Lb 1.46	1.62	↑ 10.8
Watermelon	1 Lb 0.87	0.84	↓ -3.8
Premium Gasoline	1 Gal 10.93	7.42	↓ -32.1
Regular Gasoline	1 Gal 10.67	7.56	↓ -29.1
Diesel	1 Gal 10.39	6.98	↓ -32.8
Liquefied Petroleum Gas (LPG)	100 Lbs 125.19	93.14	↓ -25.6