

CPI

Consumer Price Index

JANUARY 2015

Statistical
Institute of
BELIZE

1902 Constitution Drive
Belmopan, Belize C.A.
Phone: 501.822.2207 / 2352 • Fax: 502.822.3206
Email: info@mail.sib.org.bz • Web: www.sib.org.bz



CONSUMER PRICES DOWN 1.1% IN JANUARY

Latest figures on consumer prices released by the Statistical Institute of Belize show that, on average, prices were 1.1 percent lower in the month of January 2015, when compared to last January. The All-Items Consumer Price Index for this month stood at 102.6, down from 103.6.

The 'Transport' index dropped by almost 9 percent during the period, owing to dramatic decreases in the prices of diesel, regular gasoline and premium gasoline, each of which fell by about one-third from January 2013, as shown in Table 1. International airfares also recorded a significant decrease of 17 percent.

Food prices declined by an average of 2.4 percent during the month, despite increases in some products, including beef, pork, fish, seafood and potatoes. Contributing to the overall decline in food prices were items such as Red Kidney beans, eggs, sweet peppers, tomatoes, cabbage, and watermelon.

Within the category of 'Housing, Water, Electricity, Gas and Other Fuels', home rental prices were 1.5 percent higher than in last January. This was partially offset, however, by a 12 percent reduction in the average price of Liquefied Petroleum Gas (butane) from almost \$120 to \$105.

Punta Gorda was the only municipality to record an increase in consumer prices for the month, a marginal 0.3 percent, while Belmopan had the greatest decrease, with an inflation rate of -1.8 percent.

Figure 1: All-Items, Food & Fuel Indices; February 2011 - January 2015

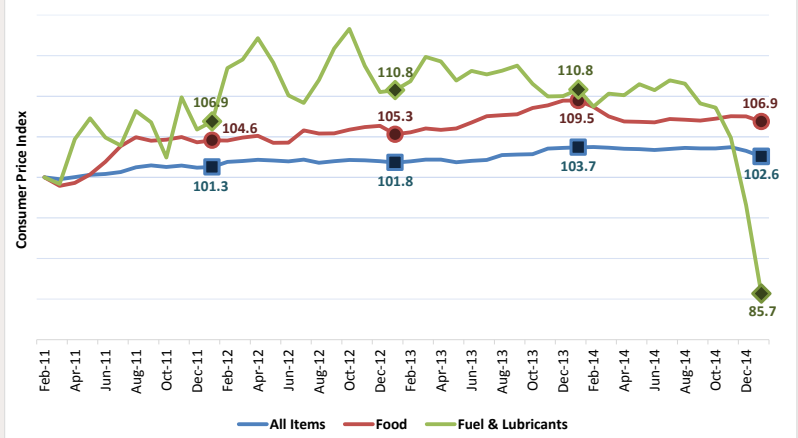


Figure 2: Inflation Rates by Category; January 2015

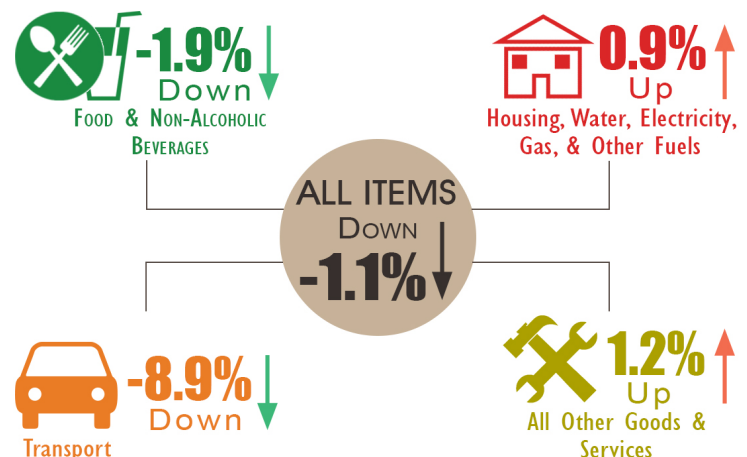


Figure 3: Inflation Rates by Municipality (Percent); January 2015

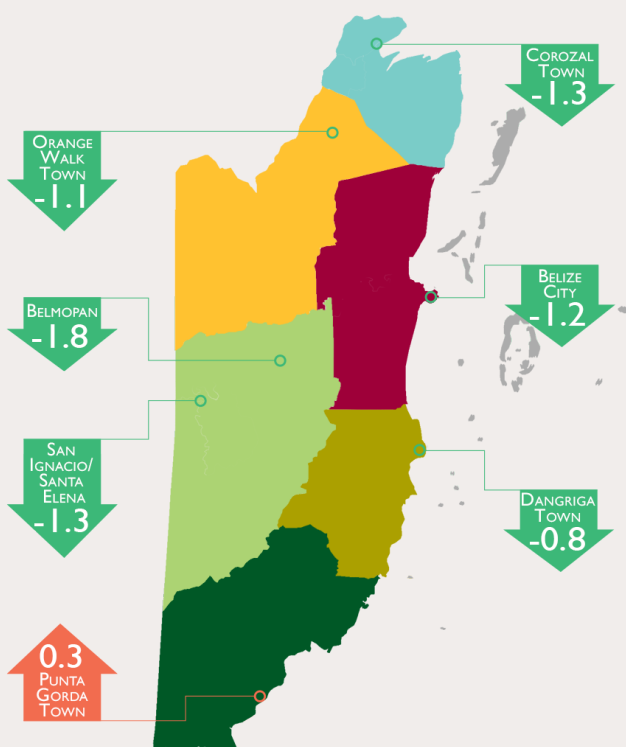


Table 1: Average Prices of Selected Foods and Fuel, January 2014 and January 2015

Item	January 2014	January 2015	% Change
Ground Beef	1 Lb 5.05	5.17	↑ 2.3
Pork Chops	1 Lb 6.38	6.83	↑ 7.0
Pig Tail	1 Lb 3.76	4.03	↑ 7.3
Whole Chicken	1 Lb 2.66	2.64	↓ -0.9
Chicken Breast	1 Lb 3.42	3.30	↓ -3.3
Rice (Retail)	1 Lb 1.09	1.08	↓ -0.4
Flour (Gitana)	1 Lb 0.86	0.78	↓ -9.7
Red Kidney Beans	1 Lb 2.75	1.99	↓ -27.7
Eggs	1 Dozen 3.71	3.17	↓ -14.5
Condensed Milk (Dutch Lady)	397 G 2.43	2.51	↑ 3.2
Milk (La La Light)	1 Litre 3.27	3.31	↑ 1.1
Mixed Vegetables (Del Monte)	411 G 2.62	1.81	↓ -31.1
Yellow Onions	1 Lb 2.00	1.99	↓ -0.4
Sweet Pepper	1 Lb 5.59	4.31	↓ -22.9
Cabbage	1 Lb 1.56	1.21	↓ -21.9
Carrots	1 Lb 1.52	1.56	↑ 3.1
Potatoes	1 Lb 1.44	1.61	↑ 11.8
Watermelon	1 Lb 0.90	0.67	↓ -24.7
Premium Gasoline	1 Gal 11.12	7.43	↓ -33.2
Regular Gasoline	1 Gal 10.84	7.53	↓ -30.6
Diesel	1 Gal 10.60	7.16	↓ -32.4
Liquefied Petroleum Gas (LPG)	100 Lbs 119.79	105.29	↓ -12.1