



**Statistical Institute of Belize**  
 1902 Constitution Drive  
 Belmopan City, Belize C.A.  
 Phone: 501.822.2207 / 2352  
 Fax: 501.822.3206  
 Email: info@mail.sib.org.bz  
 Web: www.sib.org.bz

# Belize CPI

OCTOBER 2014

**INFLATION AT 0.7% IN OCTOBER, UNCHANGED FROM LAST MONTH**

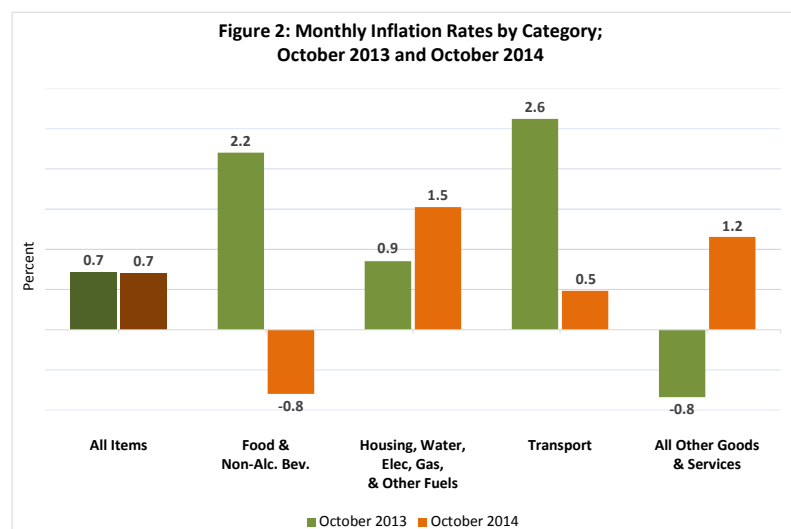
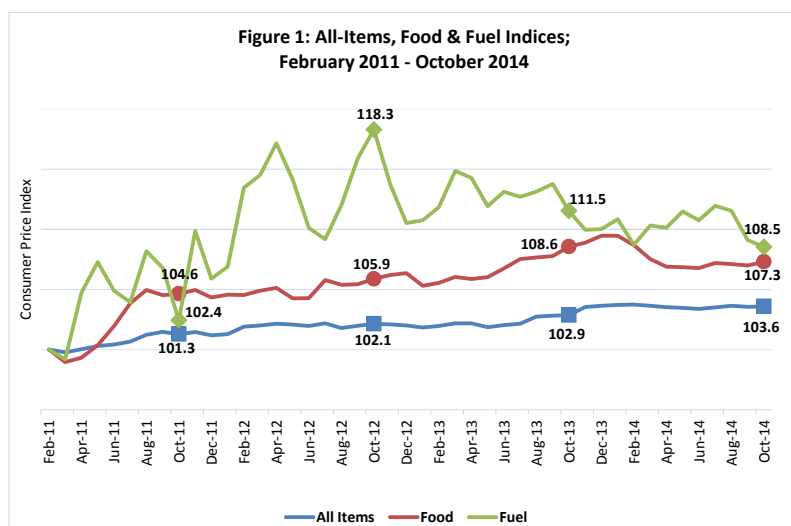
CONSUMER PRICE INDEX  
 November 26, 2014

The All-Items national inflation rate for the month of October 2014 was 0.7 percent, as the consumer price index rose slightly in comparison to last October, from 102.9 to 103.6. The inflation rate for this month was the same as that recorded for September. Notwithstanding the slower rates at which prices have risen during the latter part of this year, for the first ten months of 2014 the average inflation rate remains at 1.3 percent.

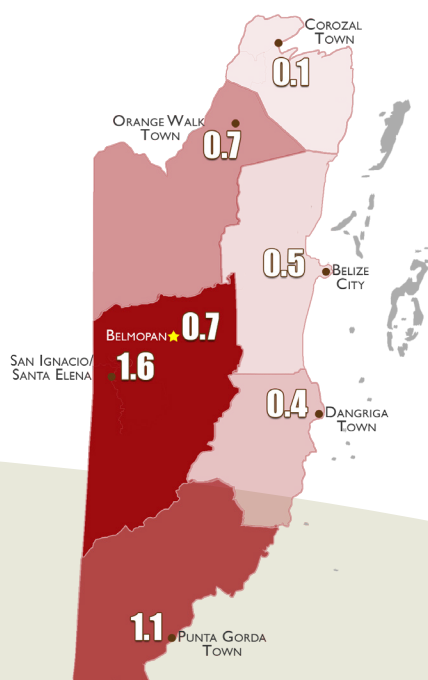
The Food index once again declined, with prices within this category down on average by 1.2 percent. Several basic food items contributed to this decrease, including white bread, eggs, pasta, sweet peppers and lettuce.

Home rental prices were up 2 percent in comparison to last October, with San Ignacio, Belize City, and Orange Walk Town recording the highest increases for this item. The Transport index, one of the primary drivers of the consumer price index, rose marginally by 0.5 percent. This resulted as higher fees for drivers licenses across municipalities were virtually offset by a 10 percent drop in the price per gallon of diesel. Nightclub admission fees also rose in comparison to the same month in 2013, while health and motor vehicle insurance premiums were up about 3 percent and 6 percent, respectively, from last October.

At 1.6 percent, the twin towns of San Ignacio/Santa Elena had the highest rate of inflation for the month of October 2014, while Corozal Town recorded the lowest with 0.1 percent.



**Figure 3: Inflation Rates by Municipality (Percent); October 2014**



**Table 1: Average Prices of Selected Foods and Fuel, October 2013 and October 2014**

Item	October 2013	October 2014	% Change
Ground Beef 1 Lb	5.02	5.31	↑ 5.7
Beef Steak 1 Lb	6.66	7.18	↑ 7.8
Pork Chops 1 Lb	6.50	7.00	↑ 7.7
Pig Tail 1 Lb	3.74	3.98	↑ 6.4
Whole Chicken 1 Lb	2.73	2.68	↓ -2.1
Rice (Retail) 1 Lb	1.08	1.08	0.0
Flour (Gitana) 1 Lb	0.95	0.97	↑ 2.2
Red Kidney Beans 1 Lb	2.18	2.19	↑ 0.2
Eggs 1 Dozen	3.78	3.17	↓ -16.1
Condensed Milk (Dutch Lady) 397 G	2.45	2.49	↑ 1.8
Milk (La La Light) 1 Litre	3.14	3.21	↑ 2.4
Yellow Onions 1 Lb	1.90	2.18	↑ 14.6
Sweet Pepper 1 Lb	4.76	3.83	↓ -19.5
Cabbage 1 Lb	1.30	1.44	↑ 10.7
Potatoes 1 Lb	1.43	1.89	↑ 32.0
Premium Gasoline 1 Gal	11.48	11.82	↑ 3.0
Regular Gasoline 1 Gal	11.08	11.46	↑ 3.4
Diesel 1 Gal	11.12	9.96	↓ -10.4
Butane 100 Lbs	118.50	114.98	↓ -3.0

For more information contact **Data Dissemination Department** at telephone numbers **822-2207/2352** or e-mail at [info@mail.sib.org.bz](mailto:info@mail.sib.org.bz). An Excel version of the tables contained in this release can be downloaded from our website at [www.sib.org.bz](http://www.sib.org.bz)