



**Statistical Institute of Belize**  
 1902 Constitution Drive  
 Belmopan City, Belize C.A.  
 Phone: 501.822.2207 / 2352  
 Fax: 502.822.3206  
 Email: info@mail.sib.org.bz  
 Web: www.sib.org.bz

# Belize CPI

CONSUMER PRICE INDEX

October 29, 2014

## SEPTEMBER 2014

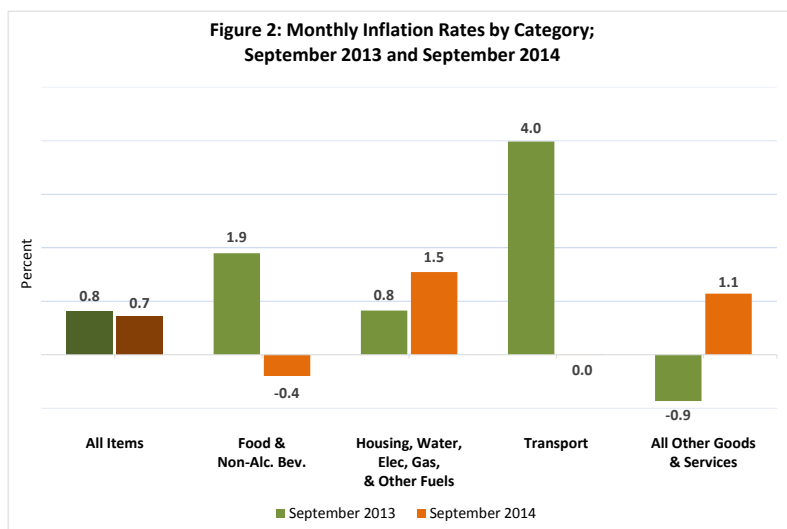
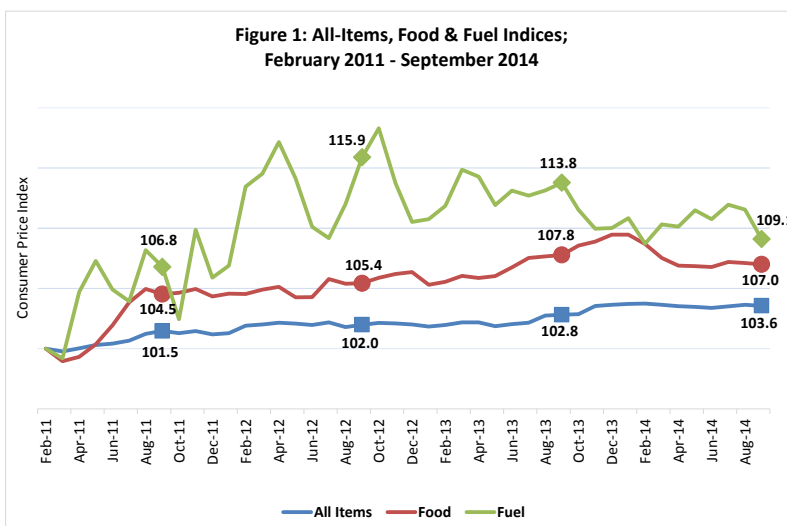
### CONSUMER PRICES UP SLIGHTLY BY 0.7% IN SEPTEMBER

The All-Items consumer price index rose marginally to 103.6 in September 2014, increasing from 102.8 in the same month last year. The national inflation rate for the month was 0.7 percent, slightly lower than the 0.9 percent recorded in August of this year. For the first nine months of 2014, the overall inflation rate was 1.3 percent.

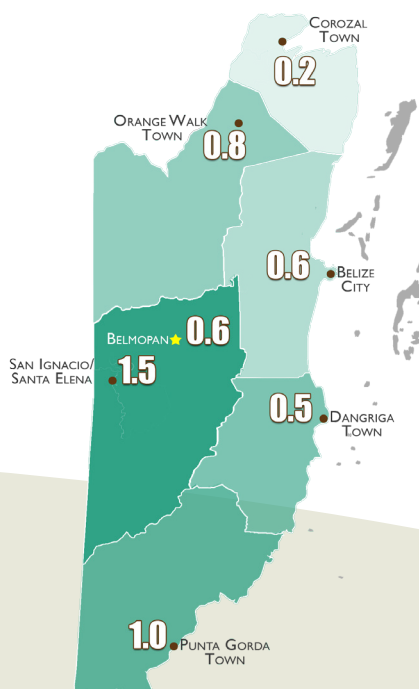
As was reported last month, the Food category recorded small price decreases across sub-categories. Most notably, prices for Breads and Cereals declined by 1.2 percent while vegetables, which had seen continuously rising prices since last year, were down by 2.1 percent.

Continuing the upward trend first recorded earlier this year, home rental prices were 2 percent higher than in September 2013. Increases for this item were recorded across all municipalities except Corozal Town. Insurance premiums were also higher in comparison to last September, with health and motor vehicle insurance up by 3.3 percent and 6.1 percent, respectively.

With an inflation rate of 1.5 percent, more than double the national inflation rate, San Ignacio/Santa Elena recorded the highest rate of price increase for the month. The lowest was in Corozal Town, where consumer prices rose by a negligible 0.2 percent compared to the same month last year.



**Figure 3: Inflation Rates by Municipality (Percent); September 2014**



**Table 1: Average Prices of Selected Foods and Fuel, September 2013 and September 2014**

Item		September 2013	September 2014	% Change
Ground Beef	1 Lb	5.00	5.13	↑ 2.6
Beef Steak	1 Lb	6.83	6.82	↓ -0.1
Pork Chops	1 Lb	6.74	6.60	↓ -2.0
Pig Tail	1 Lb	3.77	4.00	↑ 6.0
Whole Chicken	1 Lb	2.64	2.78	↑ 5.4
Rice (Retail)	1 Lb	1.13	1.17	↑ 3.7
Flour (Gitana)	1 Lb	0.93	0.96	↑ 3.5
Red Kidney Beans	1 Lb	1.70	2.21	↑ 30.2
Eggs	1 Dozen	3.73	3.26	↓ -12.7
Condensed Milk (Dutch Lady)	397 G	2.45	2.78	↑ 13.6
Milk (La La Light)	1 Litre	3.06	3.18	↑ 4.0
Yellow Onions	1 Lb	1.83	1.96	↑ 7.2
Sweet Pepper	1 Lb	3.95	3.68	↓ -6.8
Cabbage	1 Lb	1.41	1.50	↑ 6.2
Potatoes	1 Lb	1.46	1.54	↑ 6.0
Premium Gasoline	1 Gal	12.20	11.74	↓ -3.7
Regular Gasoline	1 Gal	11.81	11.34	↓ -4.0
Diesel	1 Gal	10.77	10.27	↓ -4.6
Butane	100 Lbs	118.00	115.43	↓ -2.2

For more information contact **Data Dissemination Department** at telephone numbers **822-2207/2352** or e-mail at [info@mail.sib.org.bz](mailto:info@mail.sib.org.bz). An Excel version of the tables contained in this release can be downloaded from our website at [www.sib.org.bz](http://www.sib.org.bz)