

Statistical Institute of Belize
 1902 Constitution Drive
 Belmopan City, Belize C.A.
 Phone: 501.822.2207 / 2352
 Fax: 502.822.3206
 Email: info@mail.sib.org.bz
 Web: www.sib.org.bz

Belize CPI

CONSUMER PRICE INDEX

May 28, 2014

APRIL 2014

April 2014 Inflation Rate 1.3 Percent

Figures released today by the Statistical Institute of Belize show that the all-items consumer price index was up by 1.3 percent from April last year to April this year. This brings the inflation rate for the first four months of 2014 to 1.6 percent. The increase was almost entirely attributable to higher prices in the *Food, Transport, and Housing, Water, Electricity, Gas and Other Fuels* categories.

The Food index rose by 1 percent in April, with vegetable prices once again showing the most significant increase. Onions, lettuce, cabbages, carrots, Red Kidney Beans and black beans all had price increases of 20 percent or more. Sweet pepper and tomato prices, in stark contrast, fell by about 20 percent. Prices for fresh meats and other meat products, especially beef and pork, were up in April. The average price for a pound of ground beef, for example, rose by 17 percent from \$4.55 to \$5.31 compared to April 2013.

Despite higher international airfares, the *Transport* index rose by 1.8 percent, held down somewhat by lower fuel prices.

Home rentals, particularly in Dangriga, San Ignacio and Belize City, were almost 2 percent higher than in April 2013. Butane prices were up by over 10 percent for the month, with the average cost of a 100-pound cylinder up from \$115 to \$128.

As in the previous two months, Dangriga had the highest inflation rate at 2.5 percent. Orange Walk Town and Punta Gorda recorded the lowest, with 0.5 percent and 0.6 percent, respectively.

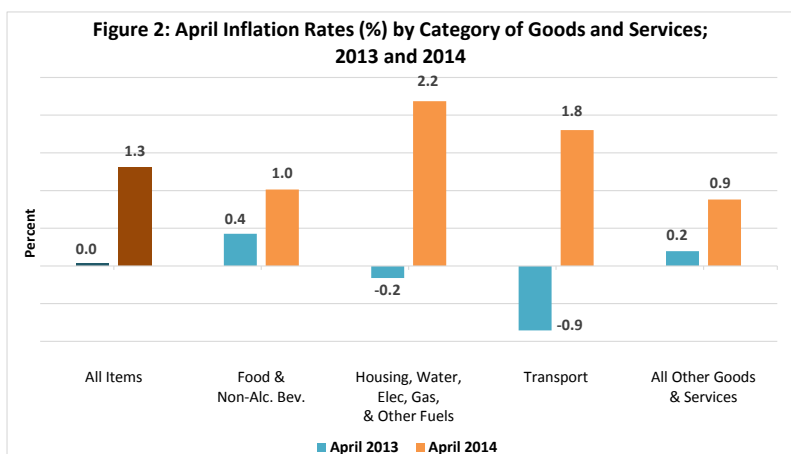
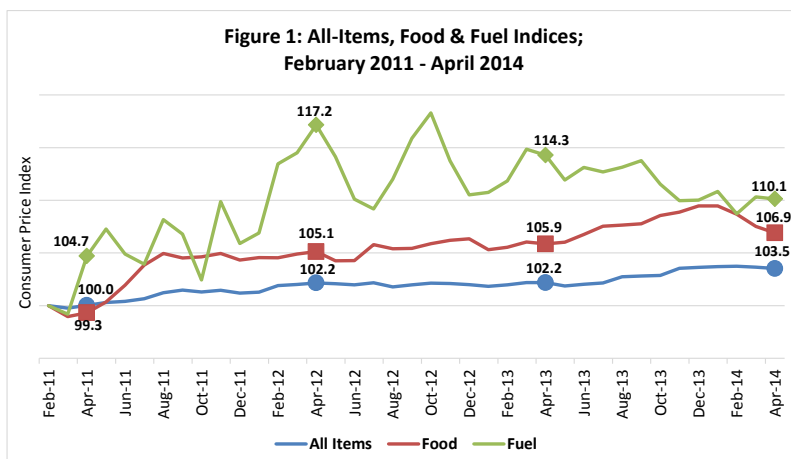


Figure 3: Inflation Rates by Municipality; April 2014

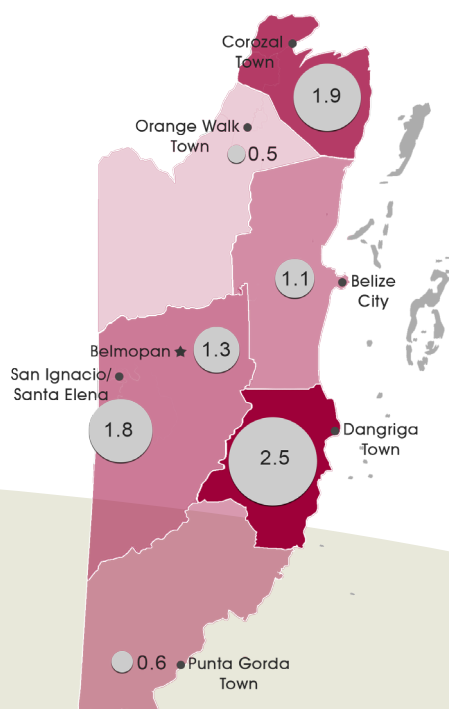


Table 1: Average Prices of Selected Foods and Fuel, April 2013 and April 2014

Item	April 2013	April 2014	% Change	
Ground Beef	1 Lb	4.55	5.31	↑ 16.8
Beef Steak	1 Lb	6.54	6.39	↓ -2.3
Pork Chops	1 Lb	6.31	6.77	↑ 7.3
Pig Tail	1 Lb	3.51	3.75	↑ 6.7
Whole Chicken	1 Lb	2.65	2.79	↑ 5.4
Rice (Retail)	1 Lb	1.12	1.15	↑ 2.2
Flour (Gitana)	1 Lb	0.96	0.96	0.0
White Sugar	1 Lb	0.55	0.52	↓ -4.1
Red Kidney Beans	1 Lb	1.94	2.33	↑ 20.2
Eggs	1 Dozen	3.17	3.52	↑ 11.0
Condensed Milk (Dutch Lady)	397 G	2.44	2.48	↑ 1.8
Milk (La La Light)	1 Litre	3.15	3.24	↑ 2.8
Yellow Onions	1 Lb	1.61	2.04	↑ 26.9
Sweet Pepper	1 Lb	3.42	2.75	↓ -19.6
Cabbage	1 Lb	1.06	1.53	↑ 44.2
Premium Gasoline	1 Gal	12.33	11.76	↓ -4.6
Regular Gasoline	1 Gal	11.88	11.37	↓ -4.2
Diesel	1 Gal	10.67	10.49	↓ -1.7
Butane	100 Lbs	115.37	127.69	↑ 10.7

For more information contact **Data Dissemination Department** at telephone numbers **822-2207/2352** or e-mail at info@mail.sib.org.bz. An Excel version of the tables contained in this release can be downloaded from our website at www.sib.org.bz