



Statistical Institute of Belize
 1902 Constitution Drive
 Belmopan City, Belize C.A.
 Phone: 501.822.2207 / 2352
 Fax: 502.822.3206
 Email: info@mail.sib.org.bz
 Web: www.sib.org.bz

Belize CPI

CONSUMER PRICE INDEX

April 30, 2014

MARCH 2014

Inflation in March at 1.4%

The all-items consumer price index for March 2014 stood at 103.6, according to figures released today by the Statistical Institute of Belize. This was up by 1.4 percent from 102.2 in March 2013, and brings the inflation rate for the first three months of this year to 1.7 percent. The increase was mainly as a result of higher prices in the *Food and Housing, Water, Electricity, Gas and Other Fuels* categories.

During the month, the Food index rose by the same rate as the national all-items index. The most significant price increases were for beef, pork, black beans, Red Kidney Beans, cabbages, carrots, onions and limes. Sweet pepper and tomato prices, on the other hand, fell considerably due to substantial increases in the supply of both products.

As was reported for the previous month, home rentals in March, especially in Dangriga, San Ignacio and Belize City, were almost 2 percent higher than in the same month last year. Butane prices were up by more than 10 percent, with the average cost of a 100-pound cylinder rising from \$116 to \$128.

Dangriga recorded the highest inflation rate of the seven municipalities while the lowest was in Orange Walk Town (see Figure 3).

Official data from the Bureau of Labor Statistics show that in March 2014 the US inflation rate was 1.5 percent.

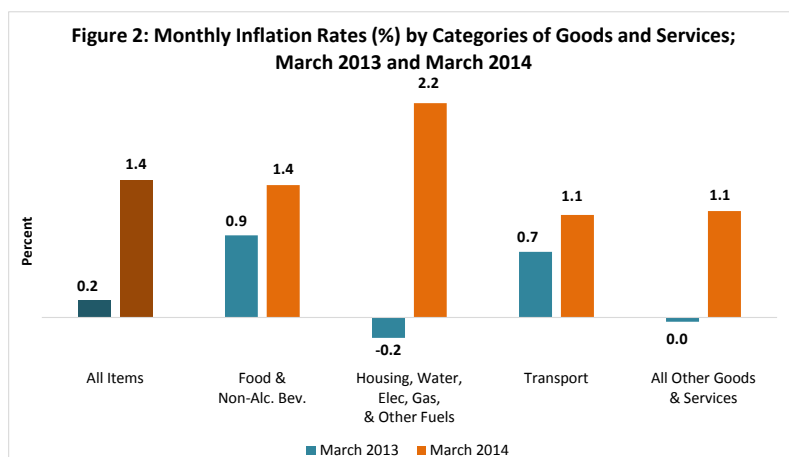
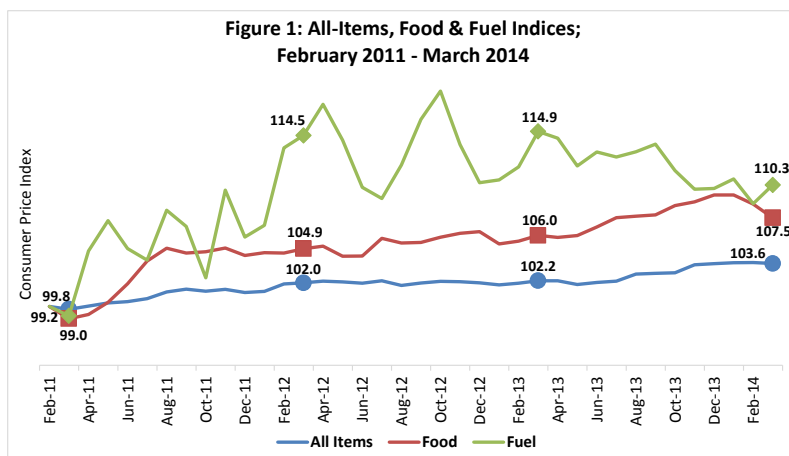


Figure 3: Inflation Rates by Municipality; March 2014

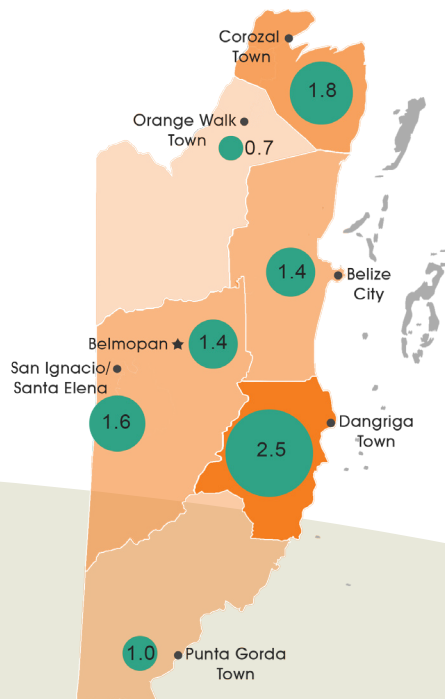


Table 1: Average Prices of Selected Foods and Fuel, March 2013 and March 2014

Item	March 2013	March 2014	% Change
Ground Beef	1 Lb 4.96	5.07	↑ 2.2
Beef Steak	1 Lb 6.32	6.55	↑ 3.6
Rice (Retail)	1 Lb 1.13	1.16	↑ 2.6
Flour (Gitana)	1 Lb 0.96	0.96	0.0
White Sugar	1 Lb 0.53	0.52	↓ -1.8
Red Kidney Beans	1 Lb 1.99	2.48	↑ 24.4
Eggs	1 Dozen 3.22	3.45	↑ 7.1
Condensed Milk (Dutch Lady)	397 G 2.46	2.47	↑ 0.6
Milk (La La Light)	1 Litre 3.15	3.18	↑ 0.9
Yellow Onions	1 Lb 1.70	2.28	↑ 33.6
Sweet Pepper	1 Lb 3.35	2.88	↓ -14.1
Whole Chicken	1 Lb 2.71	2.77	↑ 2.1
Premium Gasoline	1 Gal 12.21	11.63	↓ -4.7
Regular Gasoline	1 Gal 11.81	11.23	↓ -4.9
Diesel	1 Gal 11.04	10.79	↓ -2.3
Butane	100 Lbs 115.64	127.65	↑ 10.4

For more information contact **Data Dissemination Department** at telephone numbers **822-2207/2352** or e-mail at info@mail.sib.org.bz. An Excel version of the tables contained in this release can be downloaded from our website at www.sib.org.bz