



Statistical Institute of Belize
 1902 Constitution Drive
 Belmopan City, Belize C.A.
 Phone: 501.822.2207 / 2352
 Fax: 502.822.3206
 Email: info@mail.sib.org.bz
 Web: www.sib.org.bz

Belize CPI

CONSUMER PRICE INDEX

FEBRUARY 2014

Inflation at 1.7% in February

Figures released by the Statistical Institute of Belize show that in February 2014 the consumer price index was 103.7, up 1.7 percent from 102.0 in February 2013. *Food and Housing, Water, Electricity, Gas and Other Fuels* were the two major contributors to this month's inflation rate.

The 3 percent hike in the food index was driven mainly by higher prices for vegetables and meats. As shown in Table 1 below, cabbage, sweet pepper, tomato, Black Beans and Red Kidney Beans all rose by over 20 percent while the average price for a pound of ground beef rose by 23 percent to \$5.15.

The cost of butane was 10 percent higher during the month, with the average price of a 100-pound cylinder rising from about \$114 to almost \$126 due to higher acquisition costs. The cost of house rentals, particularly in Dangriga, San Ignacio/Santa Elena and Belize City, increased by almost 2 percent.

As had been noted in previous months, international airfares and higher drivers' license fees were the main drivers behind a 1.5 percent increase in the *Transport* index, offsetting lower gasoline and diesel prices. Higher nightclub entrance fees in three of the seven municipalities resulted in a 2.2 percent increase in *Recreation and Culture*.

As shown in Table 2, the highest inflation rates were in Dangriga and Corozal Town, while the lowest was in Punta Gorda Town.

March 26, 2014

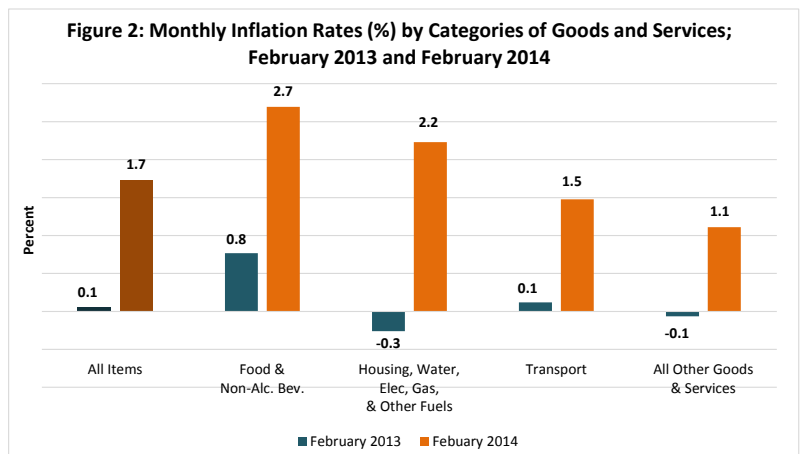
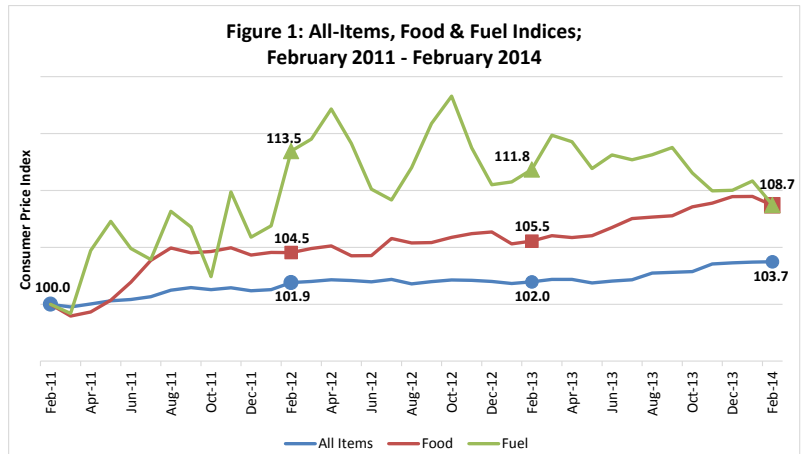


Figure 3: Inflation Rates by Municipality; February 2014

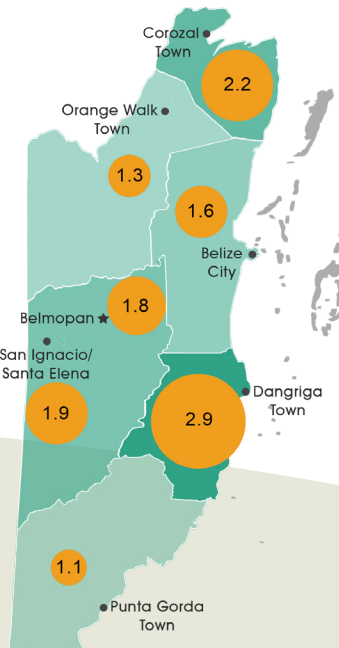


Table 1: Average Prices of Selected Foods and Fuel, February 2013 and February 2014

Item	Feb. 2013	Feb. 2014	% Change
Ground Beef	1 Lb 4.20	5.15	↑ 22.6
Beef Steak	1 Lb 6.27	6.49	↑ 3.7
Rice (Retail)	1 Lb 1.08	1.15	↑ 6.4
Flour (Gitana)	1 Lb 0.94	0.96	↑ 2.2
White Sugar	1 Lb 0.52	0.54	↑ 3.6
Red Kidney Beans	1 Lb 2.07	2.76	↑ 33.2
Eggs	1 Dozen 3.22	3.58	↑ 11.2
Condensed Milk (Dutch Lady)	397 G 2.41	2.49	↑ 3.3
Milk (La La Light)	1 Litre 3.12	3.14	↑ 0.6
Yellow Onions	1 Lb 1.94	2.15	↑ 11.2
Sweet Pepper	1 Lb 3.56	4.27	↑ 20.0
Whole Chicken	1 Lb 2.62	2.75	↑ 5.0
Premium Gasoline	1 Gal 11.50	11.29	↓ -1.8
Regular Gasoline	1 Gal 11.17	10.92	↓ -2.3
Diesel	1 Gal 10.99	10.63	↓ -3.2
Butane	100 Lbs 114.15	125.89	↑ 10.3

For more information contact **Data Dissemination Department** at telephone numbers **822-2207/2352** or e-mail at info@mail.sib.org.bz. An Excel version of the tables contained in this release can be downloaded from our website at www.sib.org.bz